

**forewing**  
Appendage of flight attached to the central segment of the thorax.

**cell**  
Constituent element of a butterfly's wing contained between the wing veins.

# ANIMAL KINGDOM

**hind wing**  
Appendage of flight attached to the terminal segment of the thorax.

**compound eye**  
Organ of vision made up of thousands of facets that perceive shapes, colors, motion and distance.

**labial palp**  
Sensory organ of the mouth having mainly olfactory and gustatory functions.

**proboscis**  
Mouthlike part allowing the butterfly to feed through aspiration; the proboscis folds back onto itself to avoid interfering with flight.

**abdomen**  
Posterior portion of the butterfly's body made up of 10 segments and containing the major vital organs, such as the heart, the intestines and the genital organs.

**foreleg**  
Articulated member attached to the first segment of the thorax and having powerful sensory organs.



# ANIMAL KINGDOM

Jean-Claude **Corbeil**

Ariane **Archambault**

## ACKNOWLEDGEMENTS

**Our deepest gratitude to the individuals, institutions, companies, and businesses that have provided us with the latest technical documentation for use in preparing this dictionary.**

Arcand, Denys (motion picture director); International Association of Marine Aids to Navigation and Lighthouse Authority; Canadian Payments Association (Charlie Clarke); Canadian Bankers Association (Lise Provost); Automobiles Citroën; Automobiles Peugeot; Bank of Canada (Lyse Brousseau); Royal Bank of Canada (Raymond Chouinard, Francine Morel, Carole Trottier); Barrett Xplore inc.; Bazarin, Christine; Library of Canadian Parliament (Information Services); Bibliothèque nationale du Québec (Jean-François Palomino); Bluechip Kennels (Olga Gagne); Bombardier Aerospace; Bridgestone-Firestone; Brother (Canada); Canadian National; Casavant Frères Ltée; C.O.J.O. ATHENS 2004 (International Media Service); Centre Eaton de Montréal; Centre national du costume (Recherche et diffusion); Cetacean Society International (William R. Rossiter); Chagnon, Daniel (architect D.E.S. - M.E.Q.); Cohen et Rubin Architectes (Maggy Cohen); Commission scolaire de Montréal (École St-Henri); Hudson Bay Company (Nunzia Iavarone, Ron Oyama); Corporation d'hébergement du Québec (Céline Drolet); National Theatre School of Canada (Library); Élevage Le Grand Saphir (Stéphane Aytte); Atomic Energy of Canada; Eurocopter; Famous Players; Fédération bancaire française (Védi Hékiman); Fontaine, Pierre-Henry (biologist); Future Shop; Garaga; Groupe Jean Coutu; Hôpital du Sacré-Cœur de Montréal; Hôtel Inter-Continental; Hydro-Québec; I.P.I.Q. (Serge Bouchard); IGA Barcelo; International Entomological Society (Dr. Michael Geisthardt); Irisbus; Jérôme, Danielle (O.D.); La Poste (Colette Gouts); Le Groupe Canam Manac inc.; Lévesque, Georges (urgentologist); Lévesque, Robert (chief machinist); Manutan; Marriott SpringHill Suites; MATRA S.A.; Métro inc.; National Defence of Canada (Public Affairs); ministère de la Défense, République Française; ministère de la Justice du Québec (Service de la gestion immobilière - Carol Sirois); ministère de l'Éducation du Québec (Direction de l'équipement scolaire - Daniel Chagnon); Muse Productions (Annick Barbéry); National Aeronautics and Space Administration; National Oceanic and Atmospheric Administration; Nikon Canada inc.; Normand, Denis (telecommunications consultant); Office de la langue française du Québec (Chantal Robinson); Paul Demers & Fils inc.; Phillips (France); Pratt & Whitney Canada inc.; Prévost Car inc.; Radio Shack Canada Ltée; Réno-Dépôt inc.; Robitaille, Jean-François (Department of Biology, Laurentian University); Rocking T Ranch and Poultry Farm (Pete and Justine Theer); RONA inc.; Sears Canada inc.; Public Works and Government Services Canada; Translation Bureau; Correctional Service Canada; Société d'Entomologie Africaine (Alain Drumont); Société des musées québécois (Michel Perron); Société Radio-Canada; Sony du Canada Ltée; Sûreté du Québec; Théâtre du Nouveau Monde; Transport Canada (Julie Poirier); Urgences-Santé (Éric Berry); Ville de Longueuil (Direction de la Police); Ville de Montréal (Service de la prévention des incendies); Vimont Lexus Toyota; Volvo Bus Corporation; Yamaha Motor Canada Ltd.

*Animal Kingdom* was created and produced by

ISBN 978-2-7644-0879-7



**QA International**

329 De la Commune West, 3rd Floor  
Montreal (Quebec) H2Y 2E1 Canada  
T 514.499.3000 F 514.499.3010

**[www.qa-international.com](http://www.qa-international.com)**

© QA International 2009. All rights reserved.

No part of this book may be reproduced or transmitted in any form or by any means, electronic or mechanical, including photocopying, recording, or by any information storage and retrieval system, without permission in writing by QA International.

Printed and bound in Singapore  
10 9 8 7 6 5 4 3 2 1 12 11 10 09

**[www.qa-international.com](http://www.qa-international.com)**

Version 3.5.1

## EDITORIAL STAFF

Editor: Jacques Fortin  
Authors: Jean-Claude Corbeil and  
Ariane Archambault  
Editorial Director: François Fortin  
Editor-in-Chief: Anne Rouleau  
Graphic Designer: Anne Tremblay

## PRODUCTION

Nathalie Fréchette  
Josée Gagnon

## TERMINOLOGICAL RESEARCH

Jean Beaumont  
Catherine Briand  
Nathalie Guillo

## ENGLISH DEFINITIONS

Nancy Butchart  
Rita Cloghesy  
Tom Donovan  
Diana Halfpenny  
John Woolfrey  
Kathe Roth

## ILLUSTRATIONS

Artistic Direction: Jocelyn Gardner  
Jean-Yves Ahern  
Rielle Lévesque  
Alain Lemire  
Mélanie Boivin  
Yan Bohler  
Claude Thivierge  
Pascal Bilodeau  
Michel Rouleau  
Anouk Noël  
Carl Pelletier  
Raymond Martin

## CONTRIBUTIONS

**QA International wishes to extend a special thank you to the following people for their contribution to this book:**

Jean-Louis Martin, Marc Lalumière, Jacques Perrault, Stéphane Roy, Alice Comtois, Michel Blais, Christiane Beauregard, Mamadou Togola, Annie Maurice, Charles Campeau, Mivil Deschênes, Jonathan Jacques, Martin Lortie, Frédéric Simard, Yan Tremblay, Mathieu Blouin, Sébastien Dallaire, Hoang Khanh Le, Martin Desrosiers, Nicolas Oroc, François Escalmel, Danièle Lemay, Pierre Savoie, Benoit Bourdeau, Marie-Andrée Lemieux, Caroline Soucy, Yves Chabot, Anne-Marie Ouellette, Anne-Marie Villeneuve, Anne-Marie Brault, Nancy Lepage, Daniel Provost, François Vézina, Guylaine Houle, Daniel Beaulieu, Sophie Pellerin, Tony O'Riley, Mac Thien Nguyen Hoang, Serge D'Amico.

## LAYOUT

Pascal Goyette  
Danielle Quinty  
Émilie Corriveau  
Preliminary layout: Émilie Bellemare  
Sonia Charette

## DOCUMENTATION

Gilles Vézina  
Kathleen Wynd  
Stéphane Batigne  
Sylvain Robichaud  
Jessie Daigle

## DATA MANAGEMENT

Programmer: Éric Gagnon  
Josée Gagnon

## REVISION

Veronica Schami  
Jo Howard  
Marie-Nicole Cimon  
Liliane Michaud

## PREPRESS

Karine Lévesque  
François Hénault  
Julien Brisebois  
Patrick Mercure



# INTRODUCTION

## EDITORIAL POLICY

*The Visual Dictionary* takes an inventory of the physical environment of a person who is part of today's technological age and who knows and uses a large number of specialized terms in a wide variety of fields.

Designed for the general public, it responds to the needs of anyone seeking the precise, correct terms for a wide range of personal or professional reasons: finding an unknown term, checking the meaning of a word, translation, advertising, teaching material, etc.

The target user has guided the choice of contents for *The Visual Dictionary*, which aims to bring together in 12 thematic books the technical terms required to express the contemporary world, in the specialized fields that shape our daily experience.

## STRUCTURE

Each tome has three sections: the preliminary pages, including the table of contents; the body of the text (i.e. the detailed treatment of the theme); the index.

Information is presented moving from the most abstract to the most concrete: sub-theme, title, subtitle, illustration, terminology.

## TERMINOLOGY

Each word in *The Visual Dictionary* has been carefully selected following examination of high-quality documentation, at the required level of specialization.

There may be cases where different terms are used to name the same item. In such instances, the word most frequently used by the most highly regarded authors has been chosen.

Words are usually referred to in the singular, even if the illustration shows a number of individual examples. The word designates the concept, not the actual illustration.

## DEFINITIONS

Within the hierarchical format of *The Visual Dictionary*'s presentation, the definitions fit together like a Russian doll. For example, the information within the definition for the term *insect* at the top of the page does not have to be repeated for each of the insects illustrated. Instead, the text concentrates on defining the distinguishing characteristics of each insect (the *louse* is a parasite, the female *yellow jacket* stings, and so forth).

Since the definition leaves out what is obvious from the illustration, the illustrations and definitions complement one another.

The vast majority of the terms in the *Visual Dictionary* are defined. Terms are not defined when the illustration makes the meaning absolutely clear, or when the illustration suggests the usual meaning of the word (for example, the numerous *handles*).

## METHODS OF CONSULTATION

Users may gain access to the contents of *The Visual Dictionary* in a variety of ways:

- From the TABLE OF CONTENTS at the end of the preliminary pages, the user can locate by title the section that is of interest.
- With the INDEX, the user can consult *The Visual Dictionary* from a word, so as to see what it corresponds to, or to verify accuracy by examining the illustration that depicts it.
- The most original aspect of *The Visual Dictionary* is the fact that the illustrations enable the user to find a word even if he or she only has a vague idea of what it is. The dictionary is unique in this feature, as consultation of any other dictionary requires the user first to know the word.

## TITLE

Its definition is found below. If the title refers to information that continues over several pages, after the first page it is shown in a shaded tone with no definition.

## DEFINITION


It explains the inherent qualities, function, or characteristics of the element depicted in the illustration.

## TERM

Each term appears in the index with a reference to the pages on which it appears.

## SUB-THEME

These are shown at the end of the preliminary pages along with their definitions. They are then repeated on each page of a section, but without the definition.



## ILLUSTRATION

It is an integral part of the visual definition for each of the terms that refer to it.

## NARROW LINES

These link the word to the item indicated. Where too many lines would make reading difficult, they have been replaced by color codes with captions or, in rare cases, by numbers.

# CONTENTS

## 8 EVOLUTION OF LIFE

---

- 8 Origin and evolution of species

## 10 SIMPLE ORGANISMS AND ECHINODERMS

---

- 10 Animal cell
- 12 Unicellulars
- 14 Sponge
- 15 Echinoderms

## 18 INSECTS AND ARACHNIDS

---

- 18 Butterfly
- 24 Honeybee
- 35 Examples of insects
- 39 Examples of arachnids
- 40 Spider

## 44 MOLLUSKS

---

- 44 Snail
- 48 Univalve shell
- 49 Bivalve shell
- 52 Octopus

## 56 CRUSTACEANS

---

- 56 Lobster

## 60 FISHES

---

- 60 Cartilaginous fish
- 62 Bony fish

## 66 AMPHIBIANS

---

- 66 Frog
- 73 Examples of amphibians

## 74 REPTILES

---

- 74 Dinosaurs
- 76 Snake
- 78 Turtle
- 81 Examples of reptiles

## 84 BIRDS

---

- 84 Bird
- 97 Examples of birds

## 106 INSECTIVOROUS MAMMALS

---

- 106 Mole
- 108 Examples of insectivorous mammals

## 109 RODENTS AND LAGOMORPHS

---

- 109 Rodent
- 112 Examples of rodents
- 114 Rodent's and lagomorph's jaws
- 116 Examples of lagomorphs

## 117 UNGULATE MAMMALS

---

- 117 Horse
- 127 Examples of hoofs
- 128 Examples of ungulate mammals

### 133 **CARNIVOROUS MAMMALS**

---

- 133 Dog
- 138 Dog breeds
- 140 Cat
- 143 Cat breeds
- 144 Examples of carnivorous mammals

### 149 **MARINE MAMMALS**

---

- 149 Examples of marine mammals
- 152 Dolphin

### 156 **PRIMATE MAMMALS**

---

- 156 Gorilla
- 158 Examples of primates

### 160 **MARSUPIAL MAMMALS**

---

- 160 Kangaroo
- 163 Examples of marsupials

### 164 **FLYING MAMMAL**

---

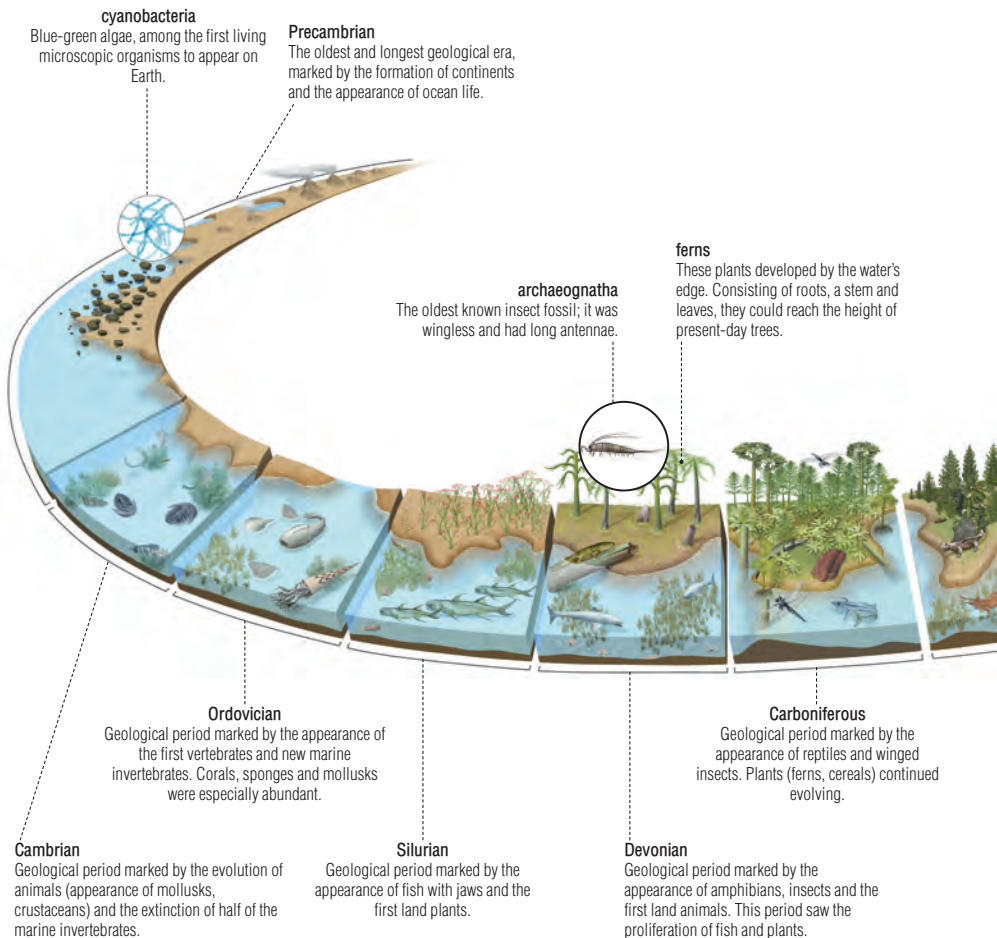
- 164 Bat
- 168 Examples of bats

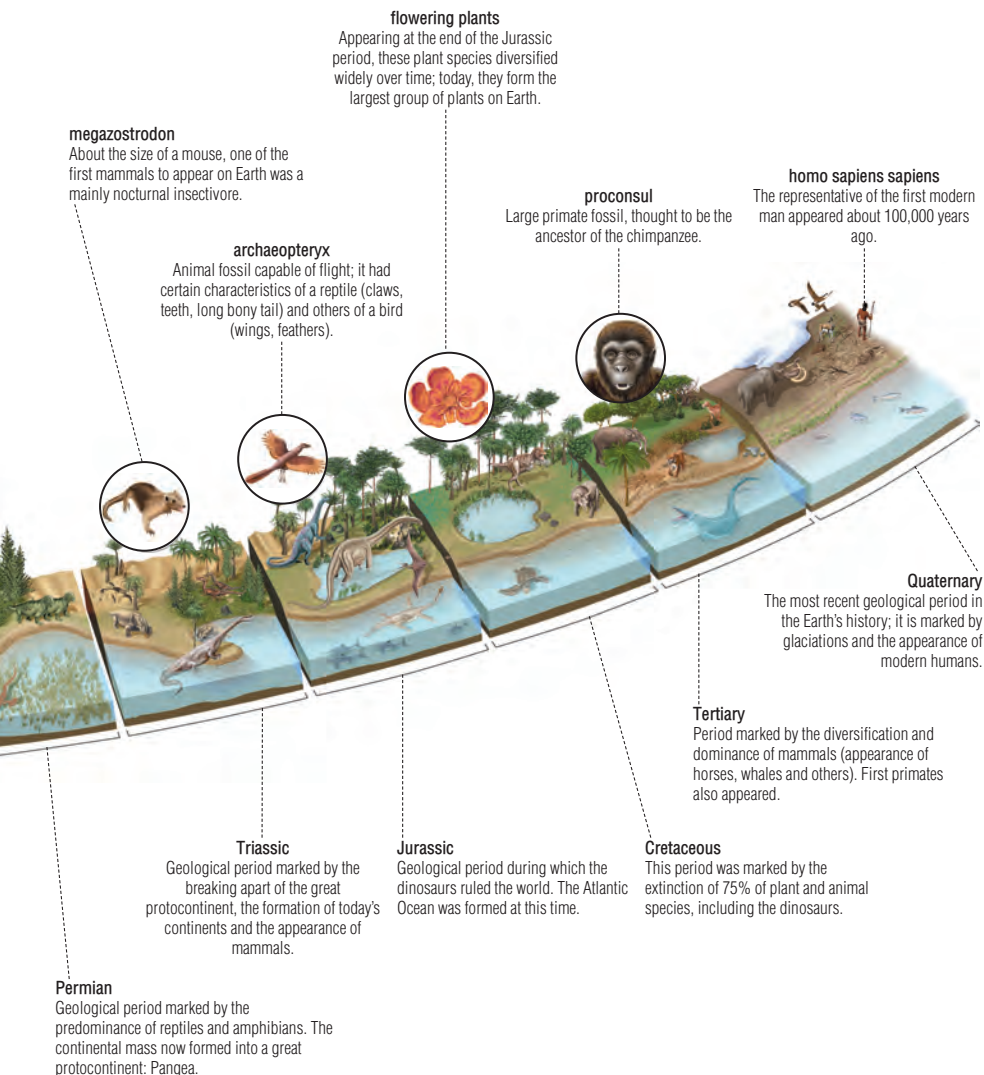
### 169 **INDEX**

---

# origin and evolution of species

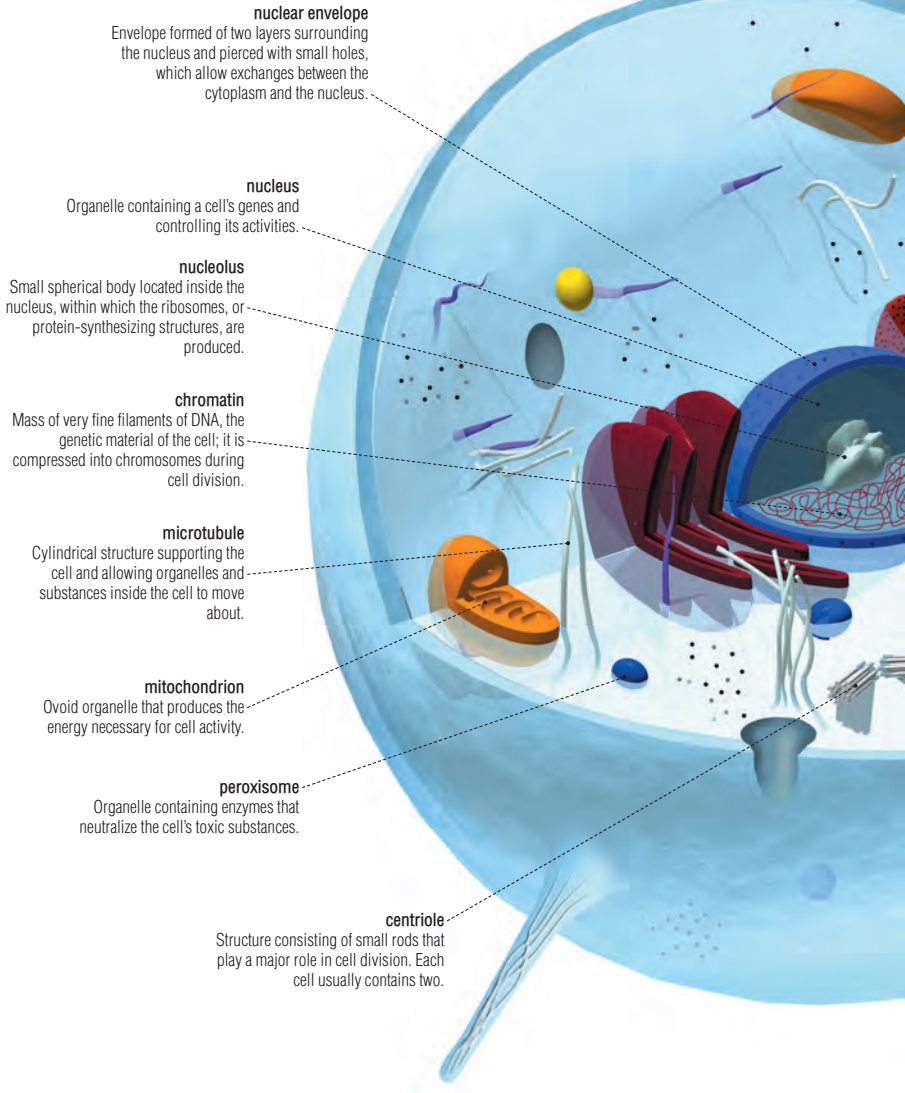
Since its formation some 4.6 billion years ago, the Earth has witnessed the genesis of continents and oceans and the appearance of animals and vegetation.

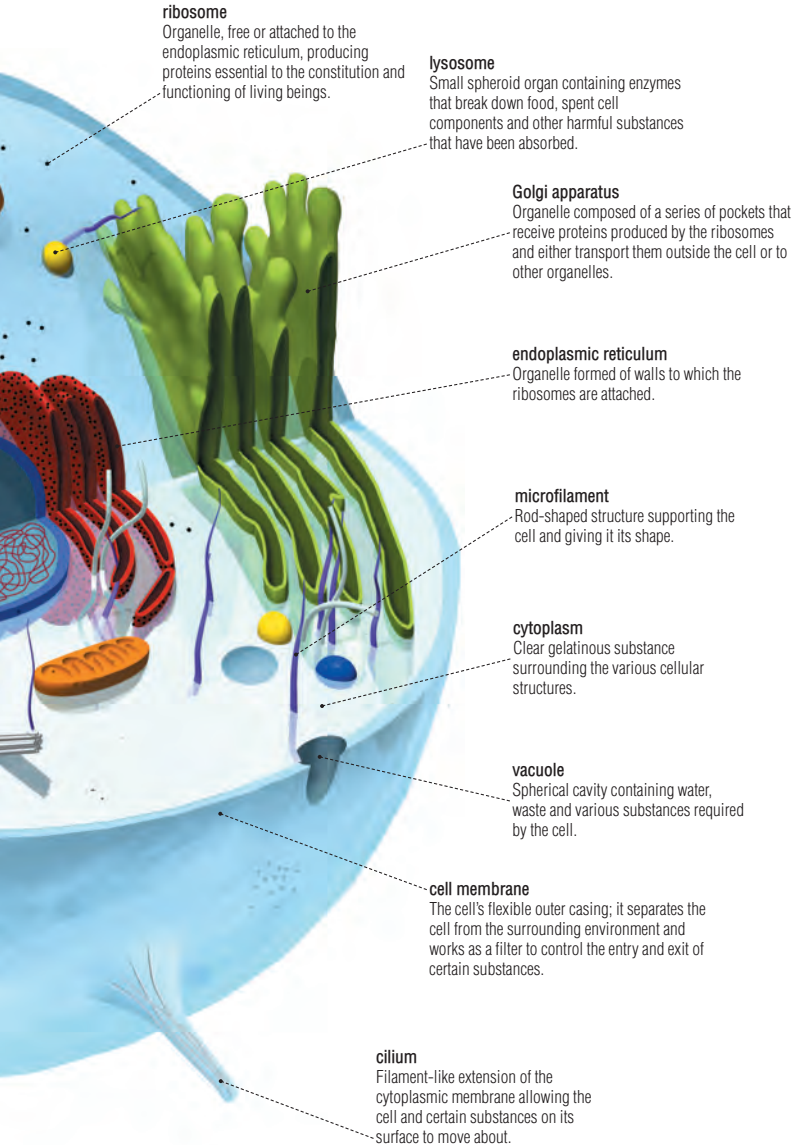




## animal cell

Smallest living structure and constituent unit of all animals, including human beings; its size and shape vary according to function.





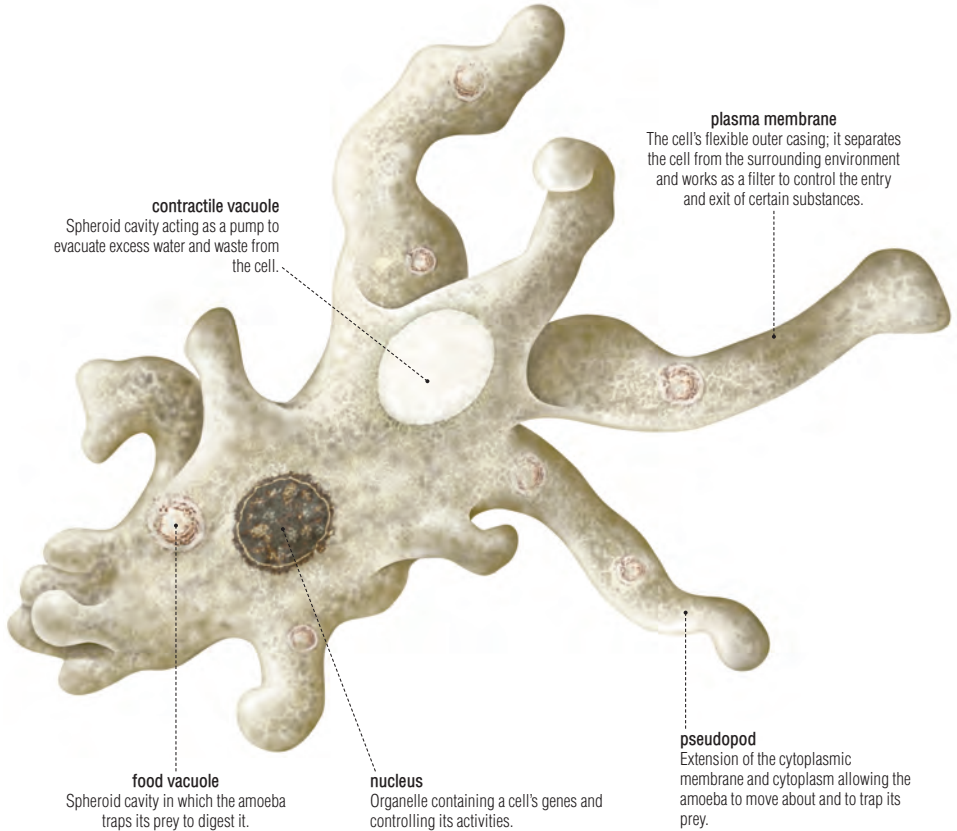


## unicellulars

Single-cell organisms living in freshwater or salt water, in humid soil or as parasites of other organisms (plants or animals).

### amoeba

Variably shaped one-cell organism, found in freshwater or salt water, in humid soil or, sometimes, as a parasite of animals. It moves about and feeds with the help of pseudopodia.



#### contractile vacuole

Spheroid cavity acting as a pump to evacuate excess water and waste from the cell.

#### plasma membrane

The cell's flexible outer casing; it separates the cell from the surrounding environment and works as a filter to control the entry and exit of certain substances.

#### food vacuole

Spheroid cavity in which the amoeba traps its prey to digest it.

#### nucleus

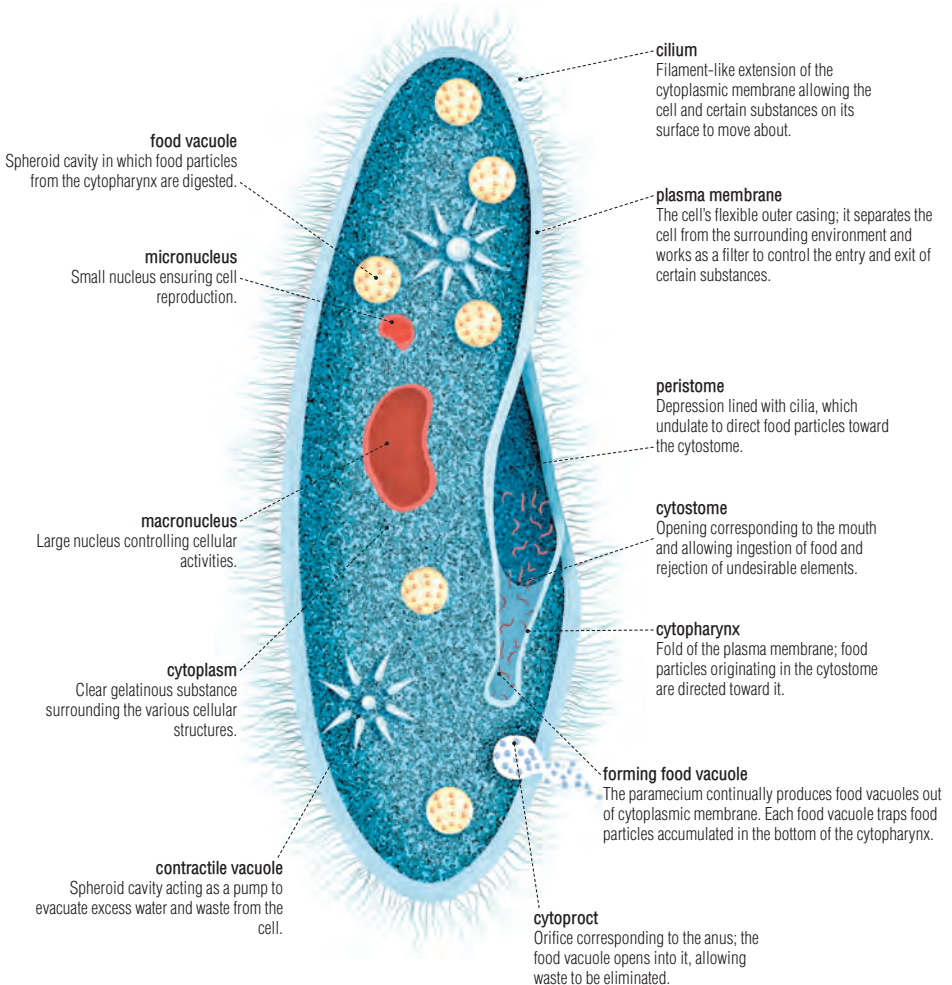
Organelle containing a cell's genes and controlling its activities.

#### pseudopod

Extension of the cytoplasmic membrane and cytoplasm allowing the amoeba to move about and to trap its prey.

**paramecium**

Ovoid-shaped one-cell organism generally found in freshwater and covered with cilia, which allow it to move about and to feed, mainly on bacteria.



# sponge

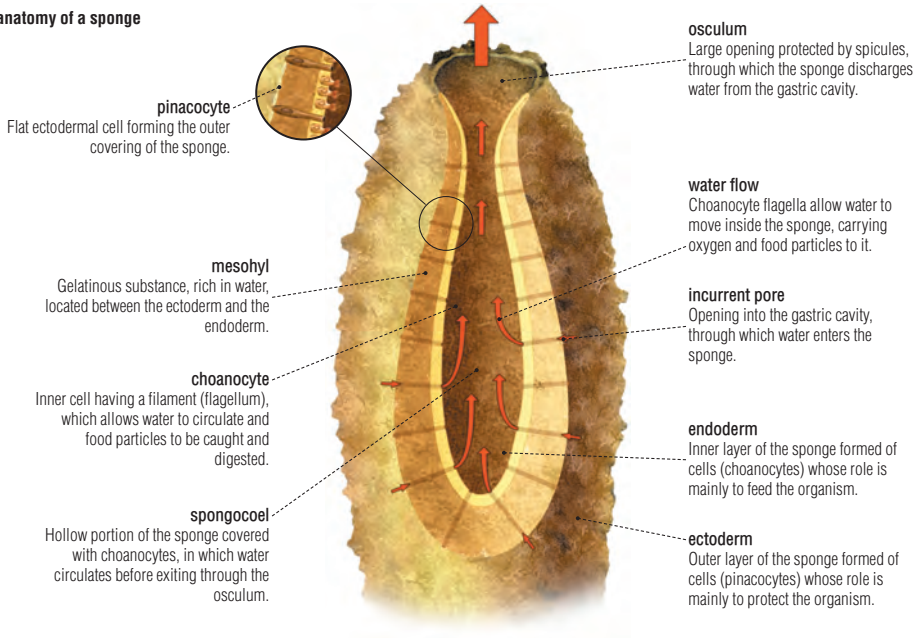
Porous multicell organism, mostly marine (currently about 5,000 species); it anchors itself to a support and filters water to take in food particles.

## calcareous sponge

Marine sponge with a skeleton composed of small calcareous needles (spicules).




## anatomy of a sponge



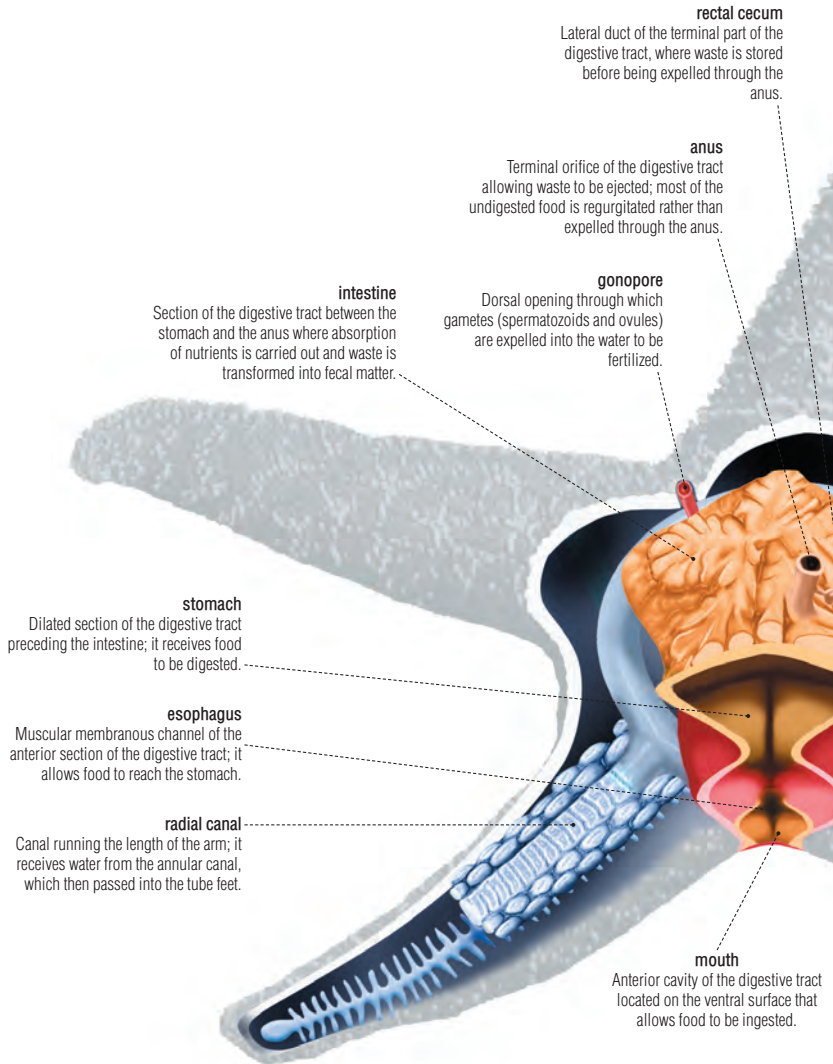
Marine invertebrates (currently more than 6,000 species) covered with calcareous plates; an ambulacral ossicle runs along the body, helping the organism to move, anchor itself to a support and capture its prey.

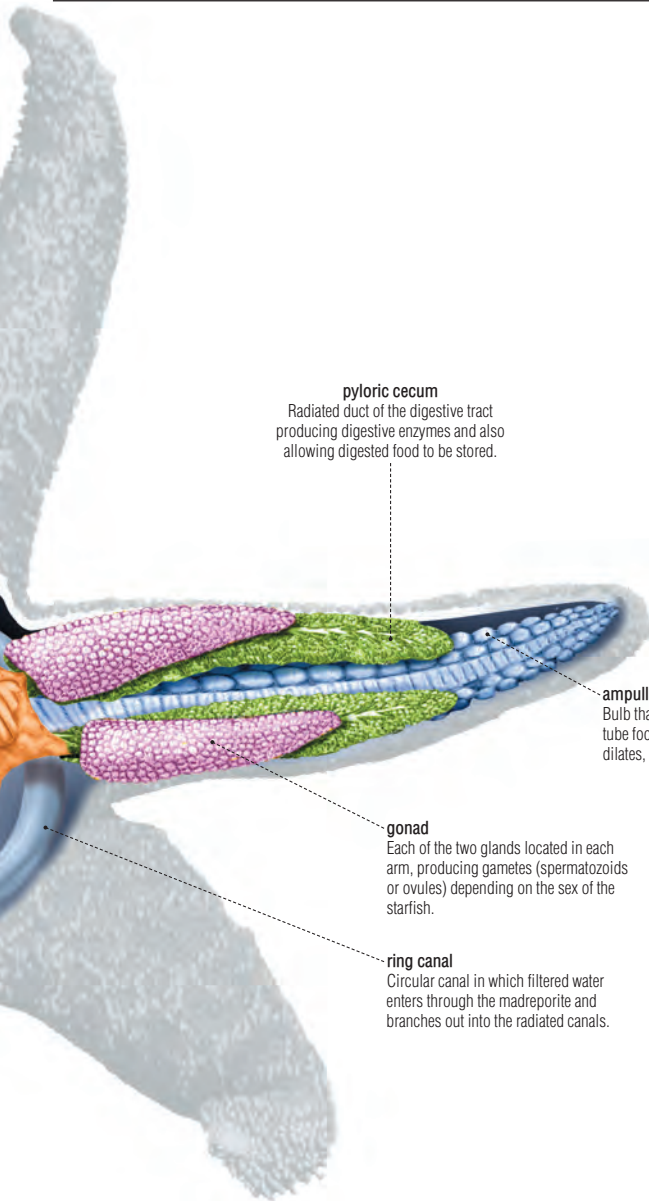
### morphology of a starfish

Starfish: carnivorous echinoderm found in the ocean depths; it generally has five arms, which allow it to crawl slowly along surfaces.



## anatomy of a starfish



**pyloric cecum**

Radiated duct of the digestive tract producing digestive enzymes and also allowing digested food to be stored.

**ampulla**


Bulb that contracts to let water enter the tube foot, allowing it to extend; when it dilates, the foot retracts.

**gonad**

Each of the two glands located in each arm, producing gametes (spermatozooids or ova) depending on the sex of the starfish.

**ring canal**

Circular canal in which filtered water enters through the madreporite and branches out into the radiated canals.

**sea urchin**

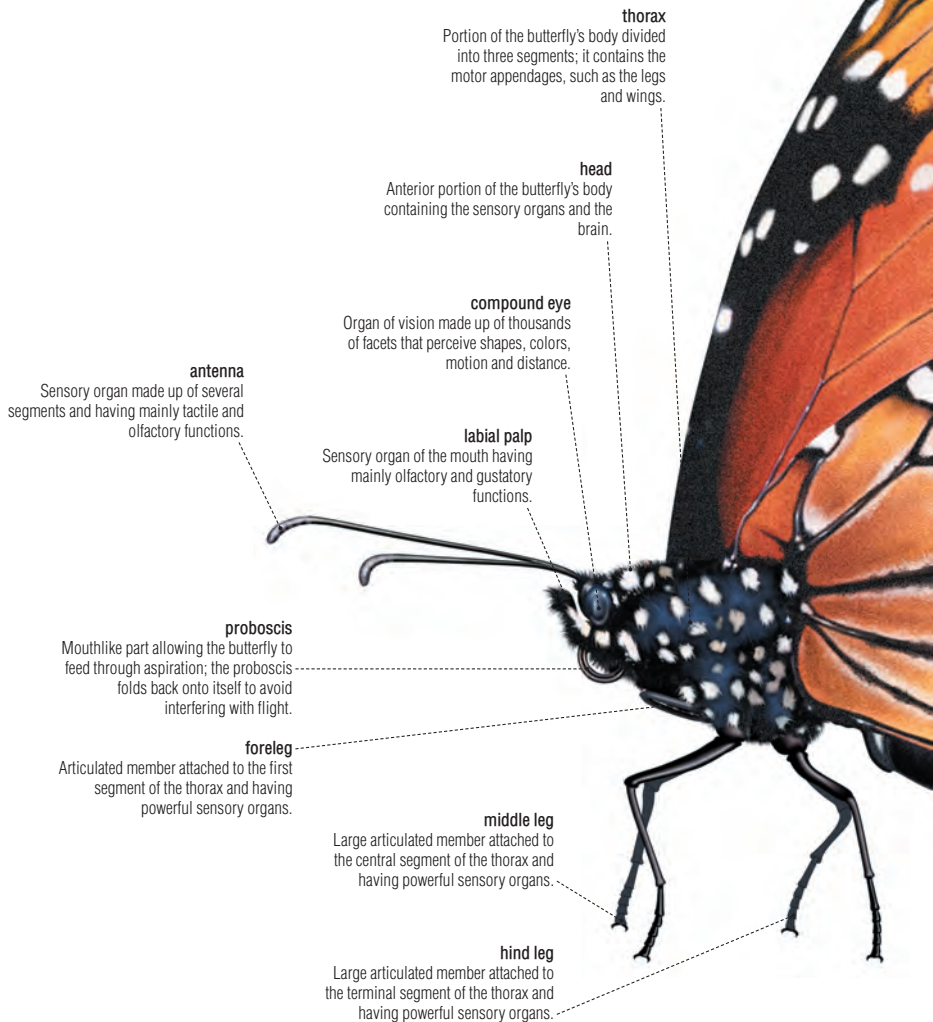
Echinoderm found in the ocean depths and usually covered with movable quills; it has teeth that help it to graze on (rake) algae.

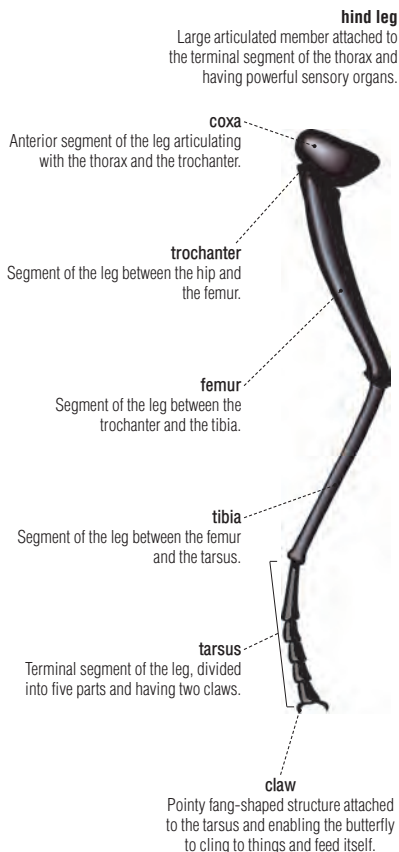



## butterfly

Adult insect having two pairs of wings and three pairs of legs; it emerges after the first three stages of metamorphosis: the egg, the caterpillar and the chrysalis.

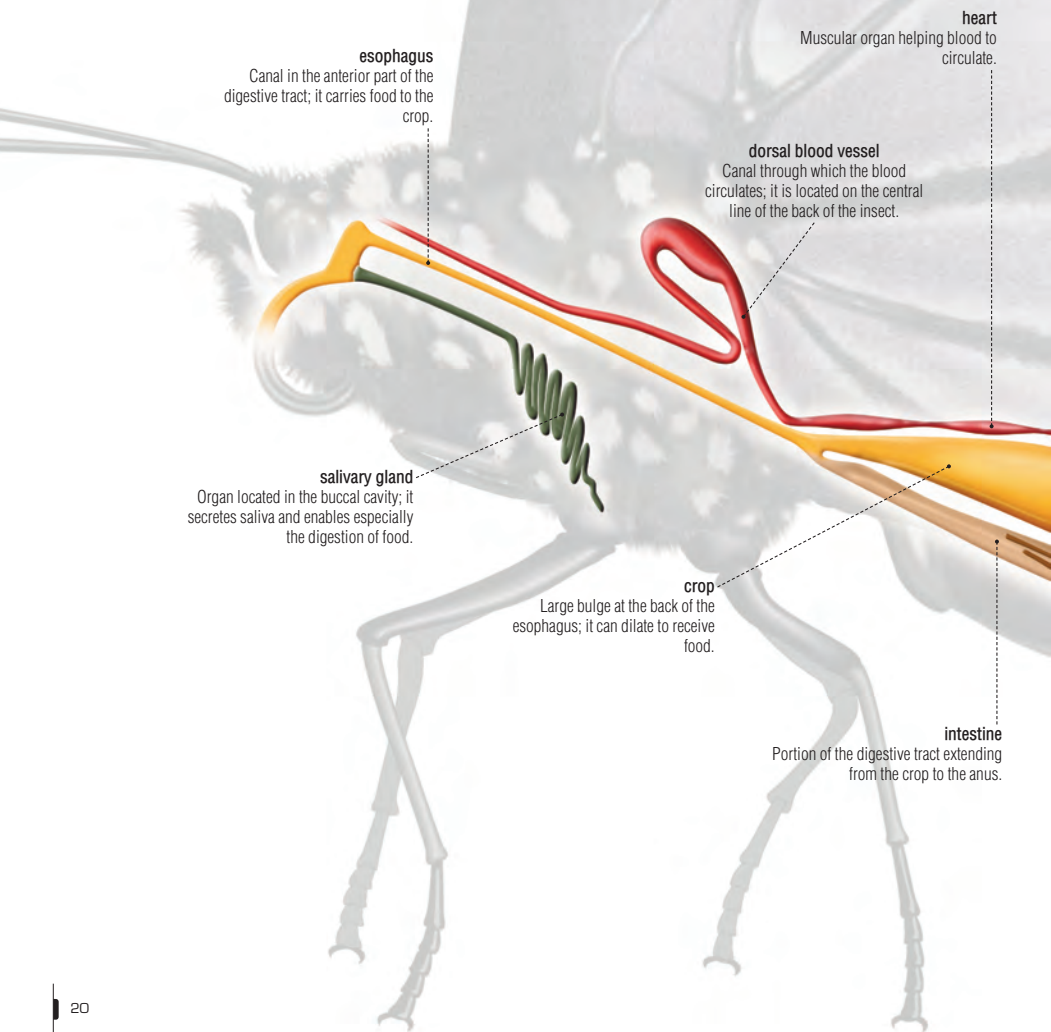
## morphology of a butterfly

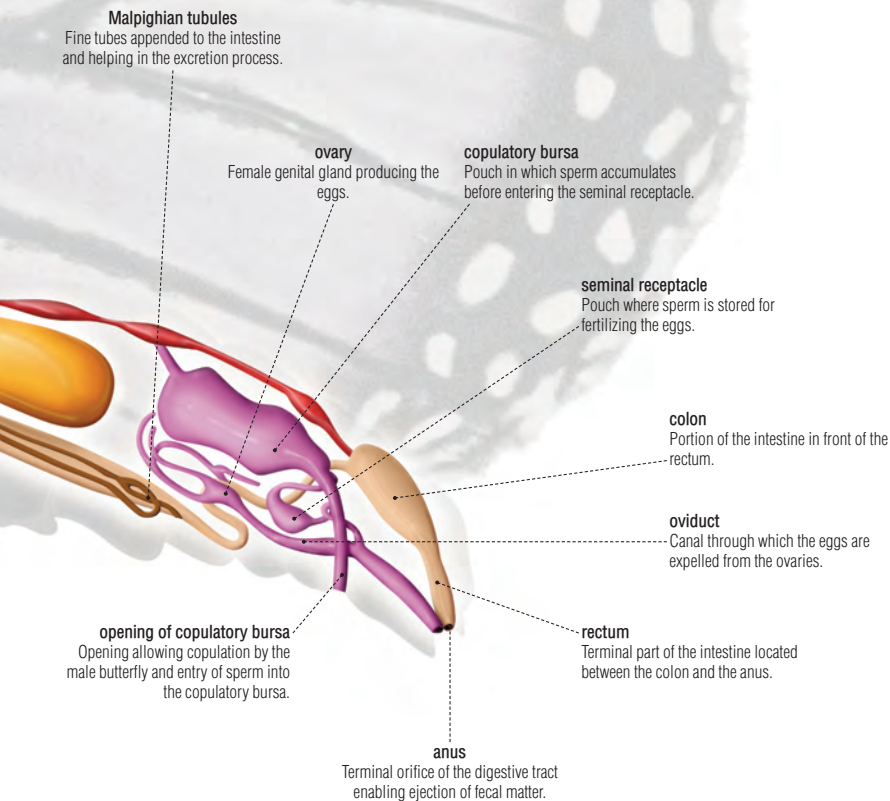






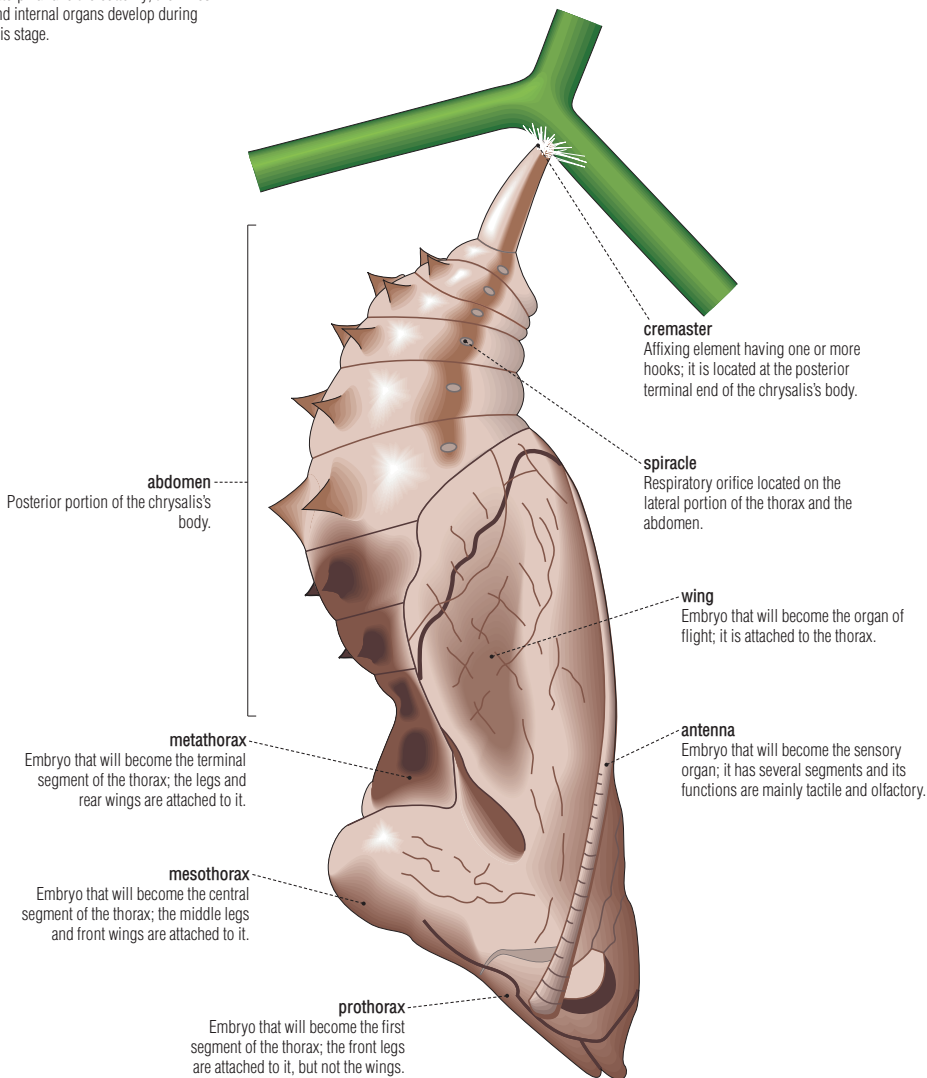
## anatomy of a female butterfly





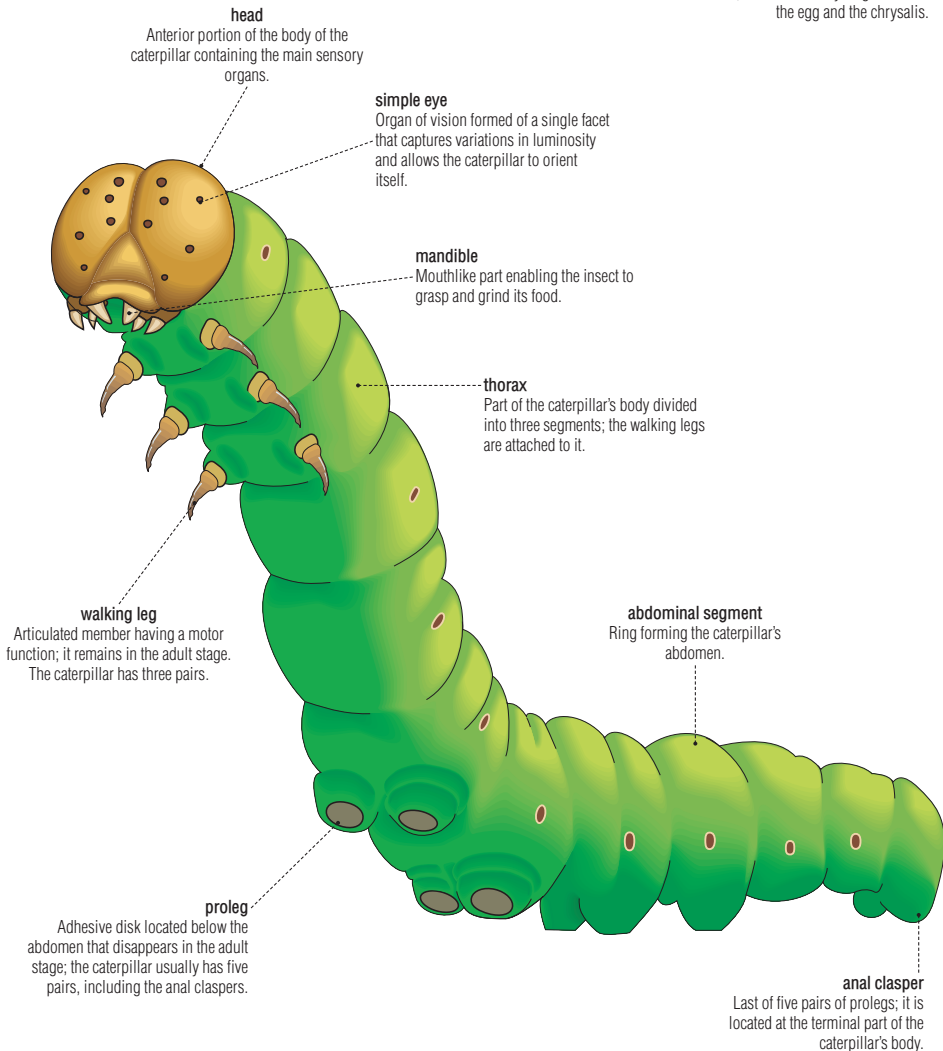
**chrysalis**

Intermediary stage between the caterpillar and the butterfly; the limbs and internal organs develop during this stage.



**caterpillar**


Butterfly larva having a long body and 10 feet; the intermediary stage between the egg and the chrysalis.




# honeybee

Insect living in a highly complex social order; it instinctively produces honey as a food reserve.

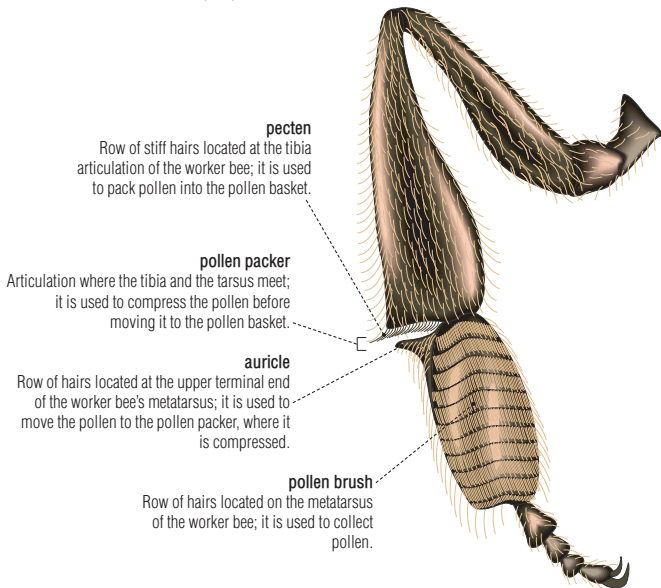
## morphology of a honeybee: worker



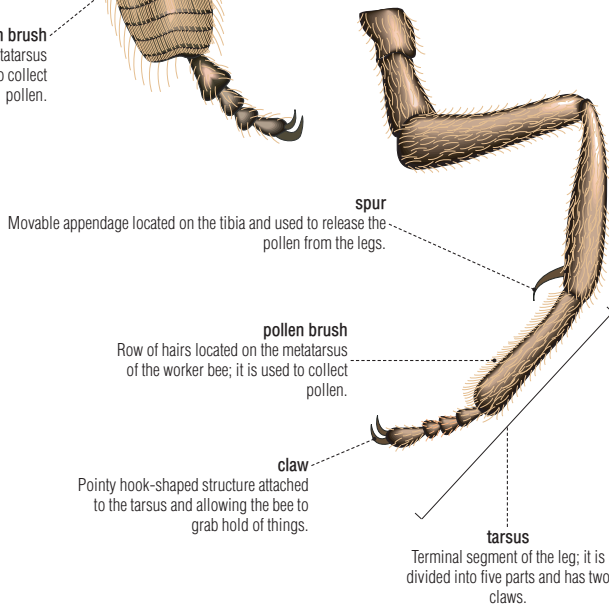


**hind leg (inner surface)**

Highly specialized articulated member attached to the terminal segment of the thorax; it has a motor function and is used to collect and transport pollen.

**middle leg (outer surface)**

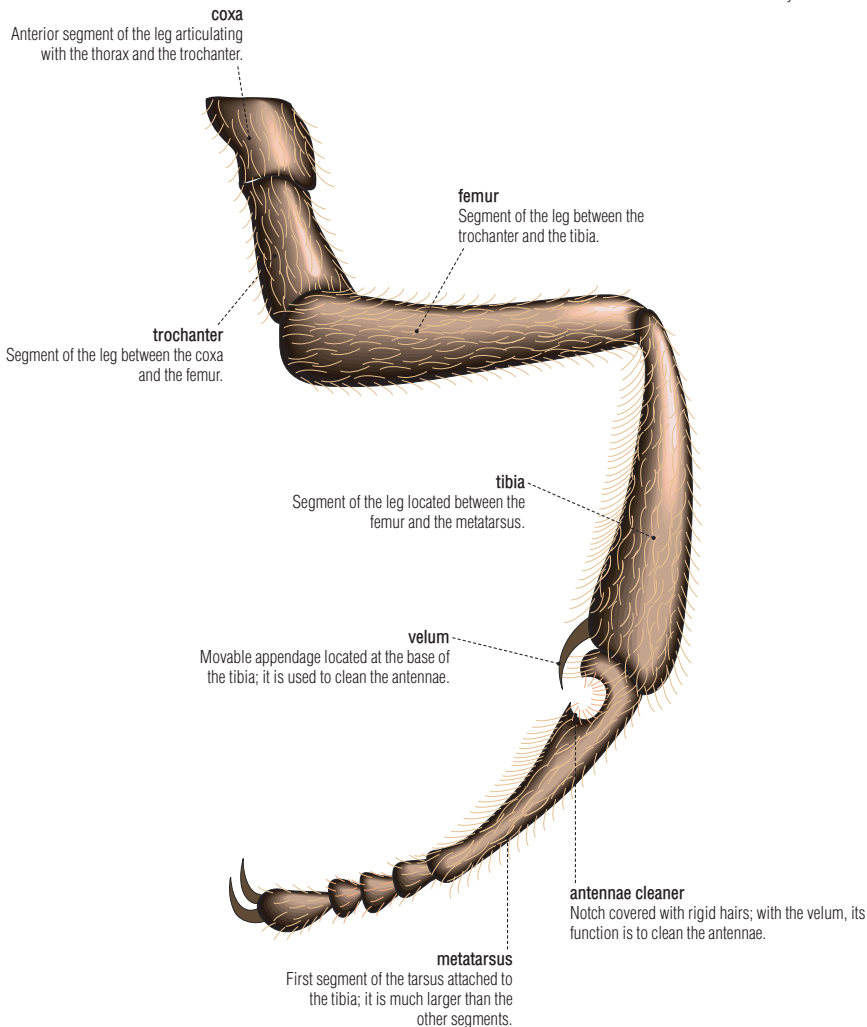
Nonspecialized articulated member attached to the central segment of the thorax; it has a motor function and is used to clean the thorax and the wings.





**foreleg (outer surface)**

Articulated member attached to the first segment of the thorax; it has a motor function and is used to clean the eyes and the antennae.





## honeybee

**head**

Anterior portion of the body containing the sensory organs and the brain.

**simple eye**

Organ of vision formed of a single facet that captures variations in luminosity and allows the caterpillar to orient itself.

**compound eye**

Organ of vision made up of thousands of facets that perceive shapes, colors, motion and distance.

**antenna**

Sensory organ made up of several segments and having mainly tactile and olfactory functions.

**upper lip**

External mouthpart located above the mandibles and forming the roof of the buccal cavity.

**mandible**

Hard corneous mouthpart serving as a pincer to grasp food; it also serves to shape the wax used to build cells.

**maxilla**

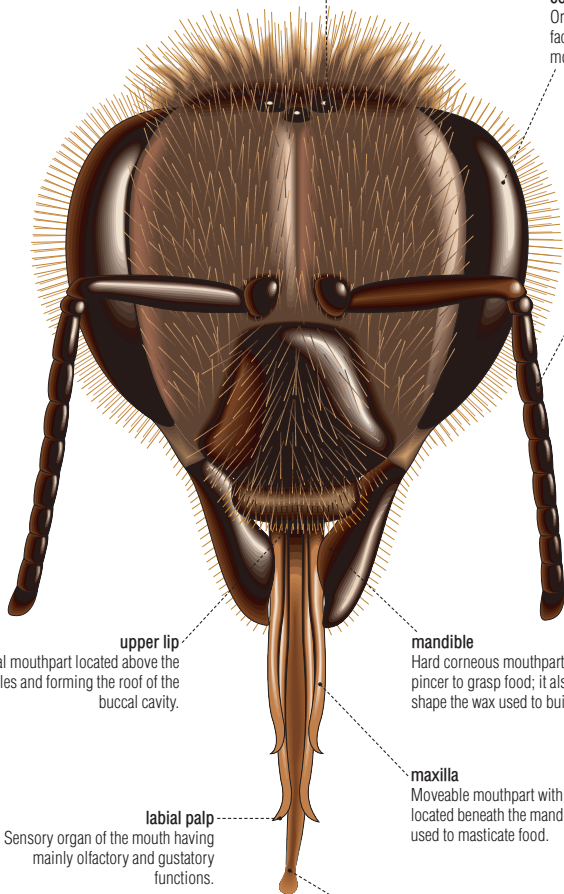
Moveable mouthpart with a palp; it is located beneath the mandibles and is used to masticate food.

**labial palp**

Sensory organ of the mouth having mainly olfactory and gustatory functions.


**tongue**

Long hairy movable mouthpart that helps to collect nectar.




**castes**


The three types of bees in a hive are classified according to their function: the queen, the drones and the workers.

**queen**

The only reproductive female in the colony, whose sole function is to lay eggs; it is fertilized by five to 10 drones.

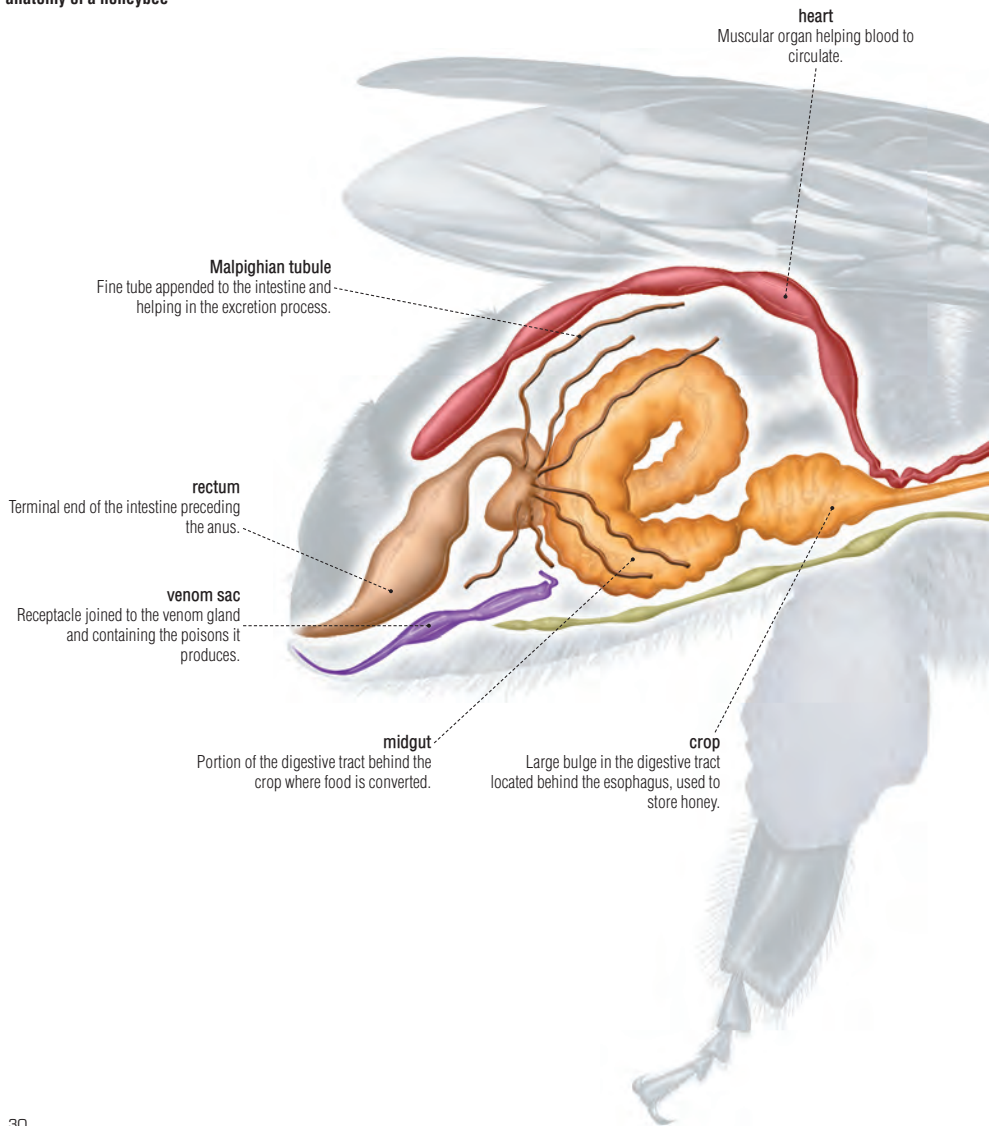
**worker**

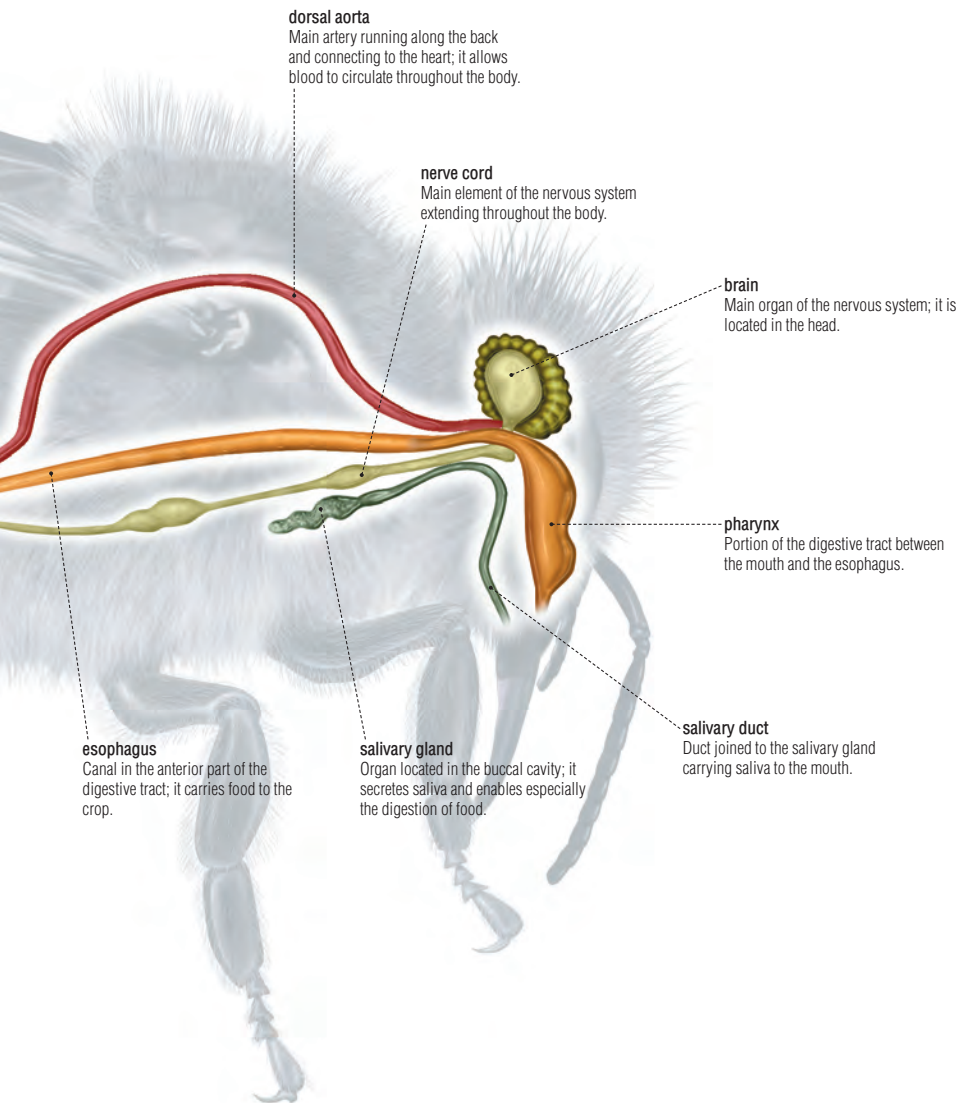
Sterile female who does various tasks, such as searching for food, building cells and defending the colony.

**drone**

Stingless male bee; its only function is to reproduce.

## anatomy of a honeybee

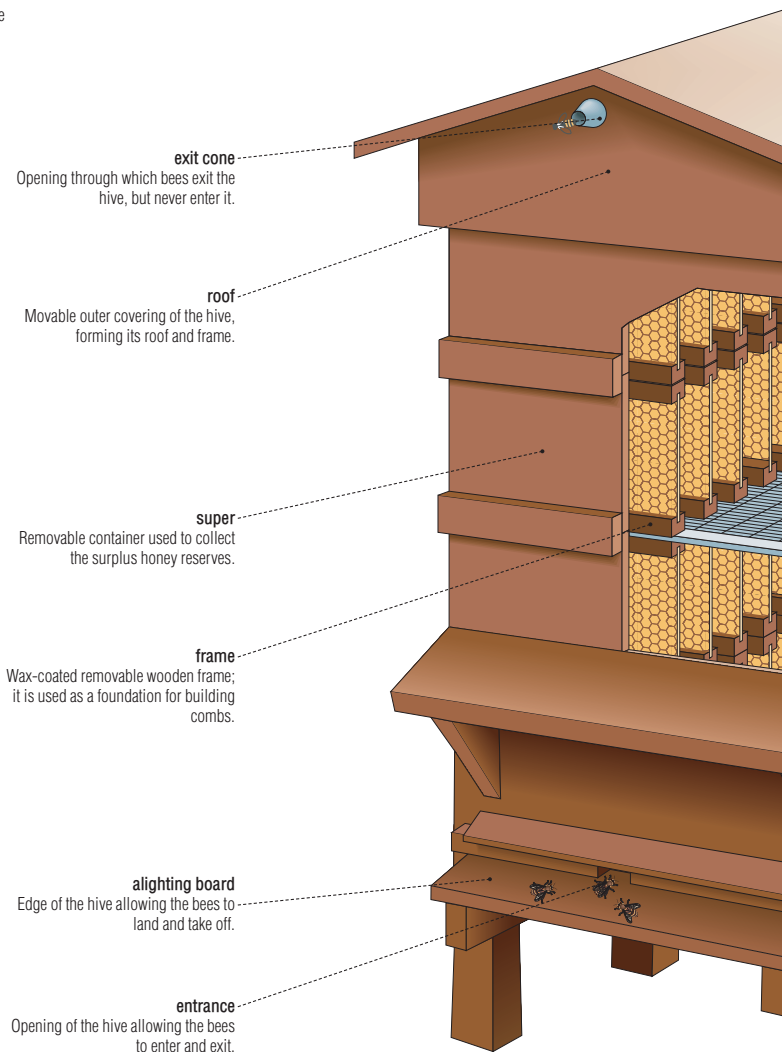


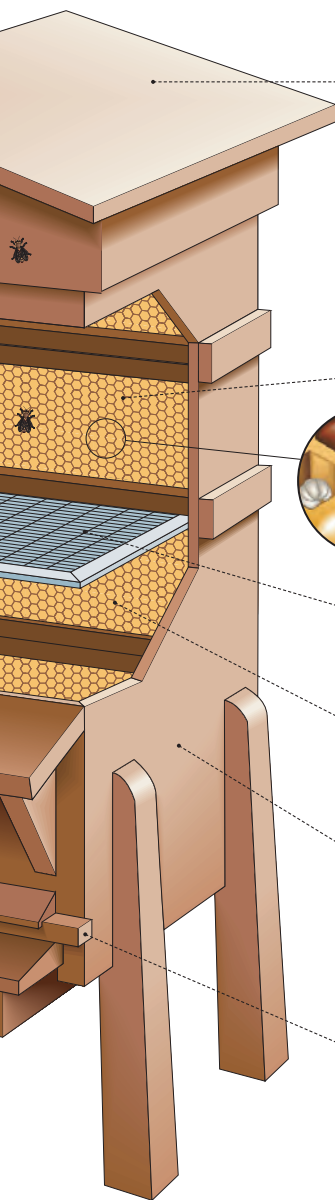


## honeybee

**hive**

Shelter constructed to house a bee colony that produces honey and pollinates fruit trees.

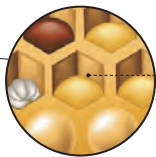


**roof**

Top of the hive providing protection.

**honeycomb**

Cake of wax made by bees in the hive made up of cells placed side by side and filled with honey or used as brood chambers for embryos.

**cell**

Hexagonal cavity contained within walls of wax, the constituent unit of honeycombs.

**queen excluder**

Wire frame separating the brood chamber from the super; it prevents the queen from entering while allowing the worker bees to pass through.

**brood chamber**

Part of the hive formed of combs; its cells house the queen, eggs, larvae, pupae and reserves of pollen and honey.

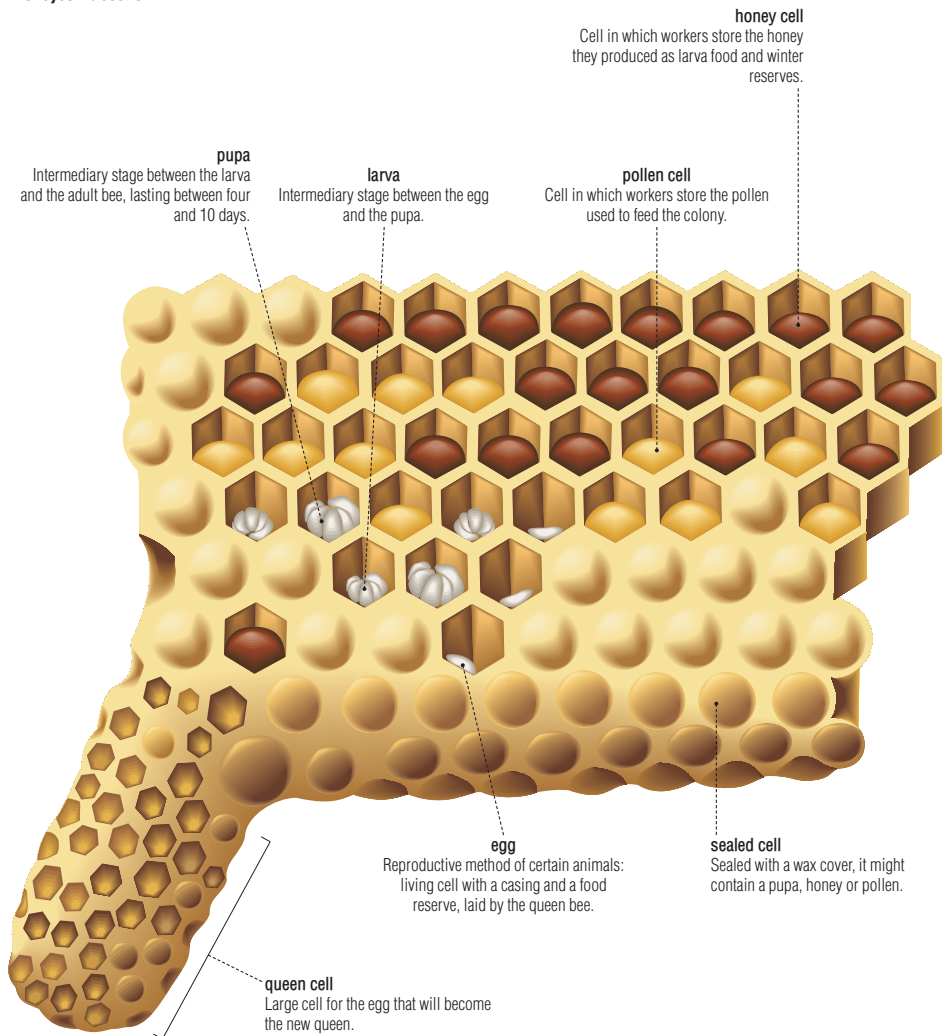
**hive body**

Main portion of the hive enclosing the brood chamber.

**entrance slide**

Movable wooden slat for decreasing or enlarging the size of the entrance, mainly to prevent small animals from entering the hive.

## honeycomb section



Insects: invertebrates with bodies divided into three parts; they usually have three pairs of legs, two pairs of wings and antennae.



**tsetse fly**

Stinging African insect, a parasite of mammals, birds and humans; it is best known for transmitting sleeping sickness.



**termite**

Social insect that lives in hill colonies; it eats away at wood with its crushing mouthparts.



**flea**

Extremely small, wingless leaping insect, a parasite of certain mammals, birds and humans; it stings them to feed off their blood.




**louse**

Small wingless insect, a parasite of humans, mammals, birds and certain plants.




**mosquito**

Insect with two wings and long antennae; the female stings humans and animals to feed off their blood.



**fly**

Stocky insect of drab or metallic coloring and having a proboscis, two wings and short antennae; there are numerous species.



**ant**

Small social insect living in a highly complex colony; it has developed jaws and might or might not have wings. It consumes mainly insect pests.



**furniture beetle**

Small insect, common throughout Europe; its larva feeds on lumber and dead wood.



**sexton beetle**

Insect that lays its eggs on dead animals or decomposing matter, which it buries; the egg cache gives off a strong musky smell.

**ladybird beetle**

Brightly colored round-bodied insect that preys on aphids and mealybugs.

**shield bug**

Small flat-bodied land insect that stings and sucks; a parasite of humans, animals and plants; it releases an unpleasant odor as a defense.

**horsefly**

Large fly found in warm countries; the female stings animals and occasionally humans to feed off their blood.

**hornet**

Large wasp with a painful and dangerous sting; it feeds mainly on insects and fruit.

**yellowjacket**

Social insect; the female has a venomous sting that is painful.

**bumblebee**

Plump hairy insect related to the bee; it lives in colonies and produces honey.

**oriental cockroach**

Scurrying flat-bodied nocturnal insect that is widely dispersed; some species live in human dwellings, feeding on waste matter. It emits an unpleasant odor.

**cicada**

Large sap-sucking insect; the male produces a shrill monotone sound in hot weather.

**cockchafer**

Common garden insect with fringed antennae; it eats leaves and tree roots. Infestations of this pest can cause serious damage.

**water bug**


Large carnivorous insect with a lean flat body; it is widely dispersed and lives in aquatic environments.

**bow-winged grasshopper**

Hopping insect with short antennae and powerful hind legs; it lives especially in hot climates and emits an intense lively song.

**great green bush-cricket**

Carnivorous leaping insect with long antennae, growing to 1 to 2 in in length; the male produces a shrill sound.

**mantid**

Long-bodied carnivorous insect found in tropical regions and blending in with its surroundings; its pincer-shaped front legs have spines.

**monarch butterfly**

Large diurnal migratory butterfly with spotted wings; its caterpillar feeds exclusively on a wild plant called the butterfly bush.

**peppered moth**

Large butterfly with delicate wings, active at night or at dawn; its caterpillar lives in birch trees, causing major damage.

**water strider**

Widespread carnivorous insect with a long thin body and six legs, of which the four longest help it to move across water.

**dragonfly**

Long-bodied carnivorous insect found near water, having four rigid wings and the largest compound eyes of any insect.

**atlas moth**

Large nocturnal butterfly with colored wings and a wingspan that can reach more than 1 foot; it is found mainly in Southeast Asia.

Arachnids: invertebrates usually with four pairs of legs and two pairs of appendages attached to their heads.



**garden spider**

Arachnid with a bulging stomach that weaves large webs and is commonly found in fields and gardens; its various species can be found around the world.



**crab spider**

Widespread small arachnid that moves sideways and has powerful front legs; it changes color to catch its prey.



**water spider**

Aquatic arachnid found in Eurasia; to live in the water, it weaves a kind of bell that it fills with air and carries along on the hairs of its abdomen.



**tick**

Extremely small arachnid, parasite of animals and occasionally humans; it can transmit infectious diseases.



**scorpion**

Relatively large carnivorous arachnid with spines, usually found on land; it has pincers and its abdomen ends in a tail with a poisonous sting.



**red-kneed tarantula**

Large hairy arachnid found in Mexico, having a painful but usually innocuous bite; it lives underground in a closed compartment or cocoon.

# spider

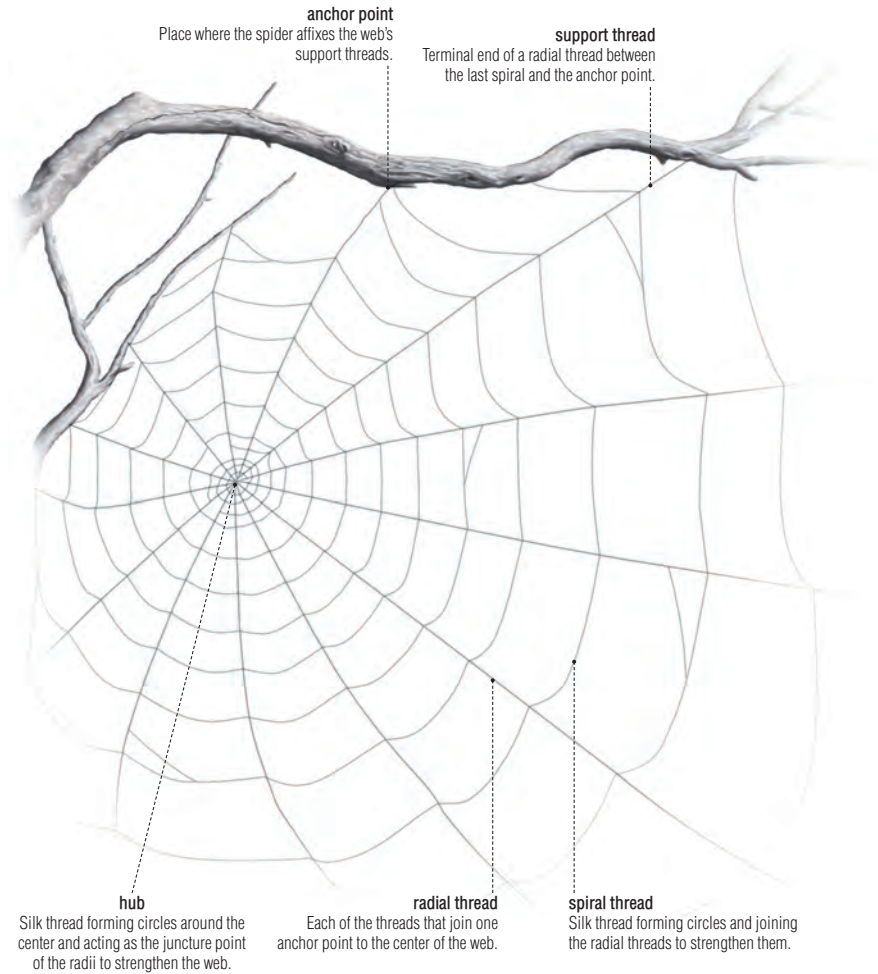
Articulated arachnid with fangs and silk-producing glands; it ranges in size from less than an inch to 3.5 in.

## morphology of a spider



**spider web**

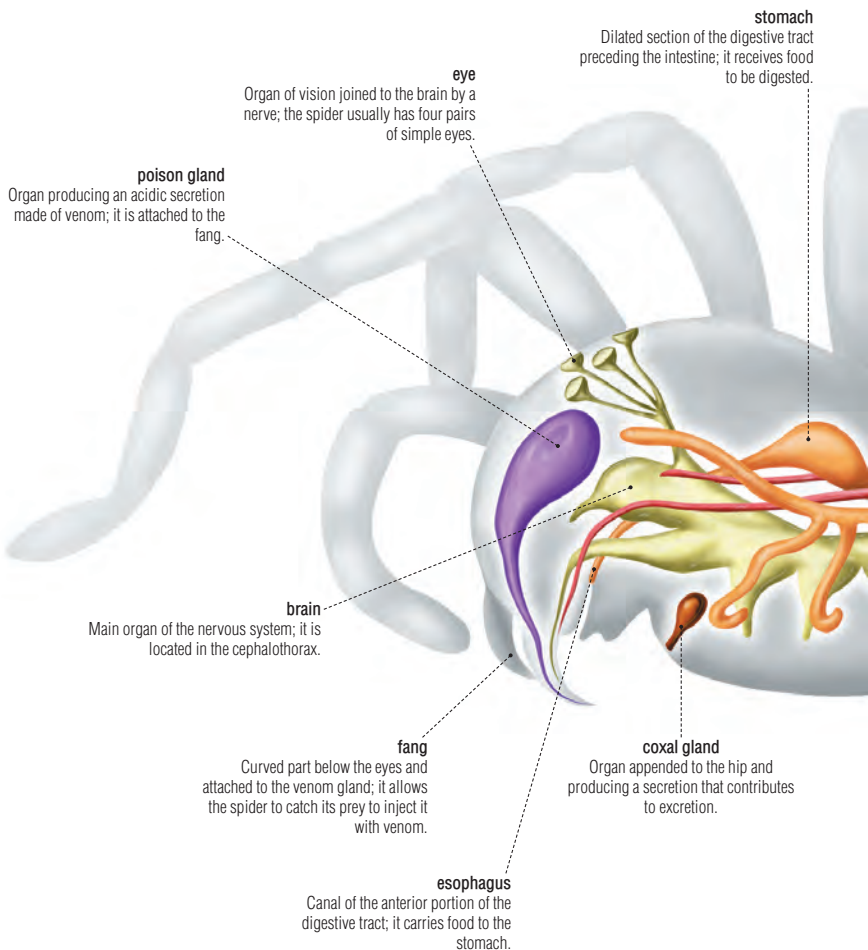
Network of silk threads woven by a spider; it solidifies in the air.

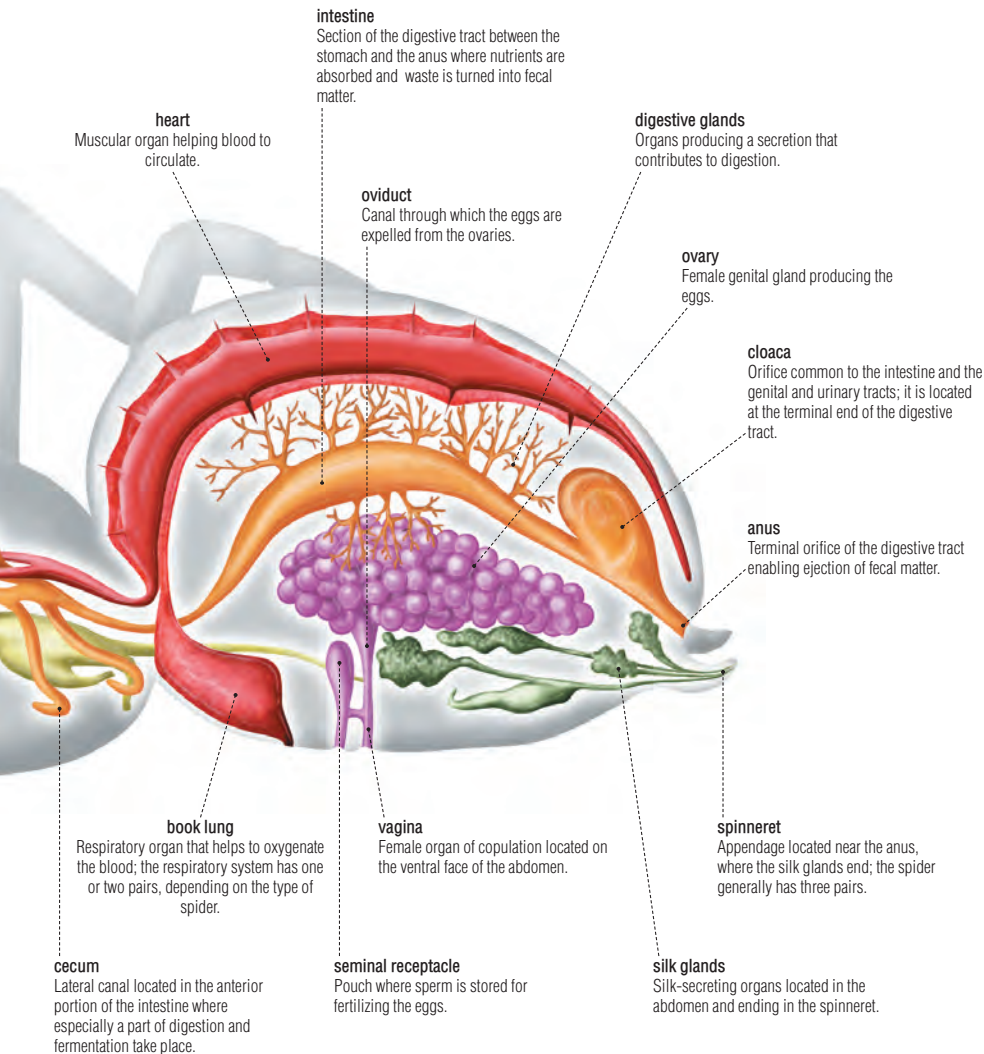




## spider

## anatomy of a female spider






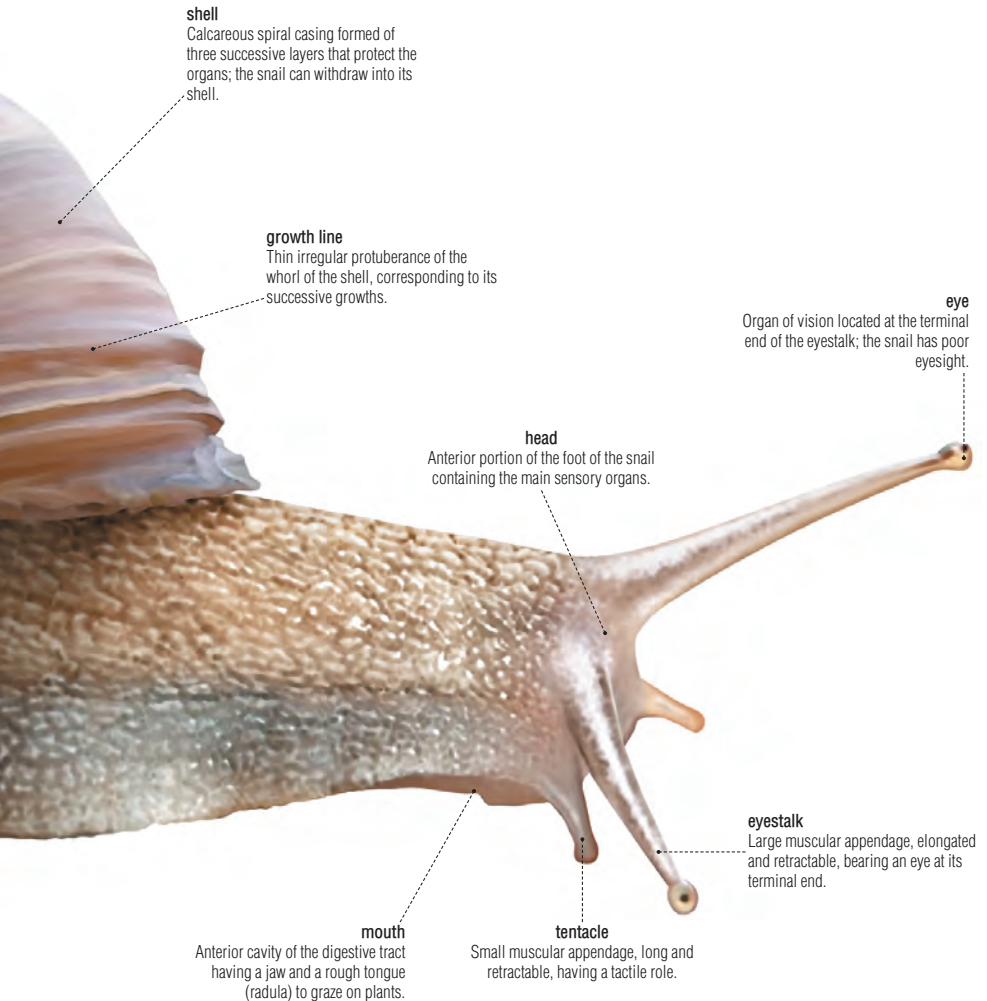


## snail

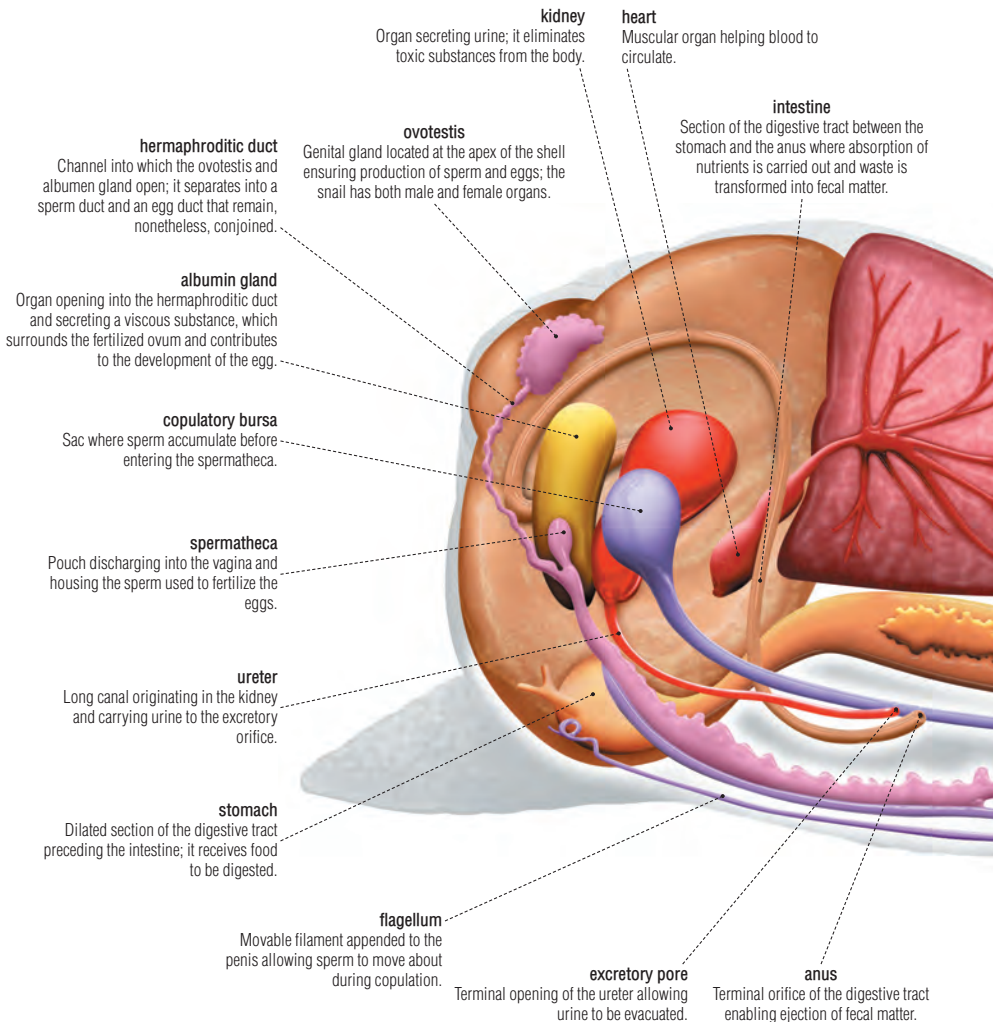
Hermaphrodite herbivore land mollusk having a spiral shell; some species of snails are edible.

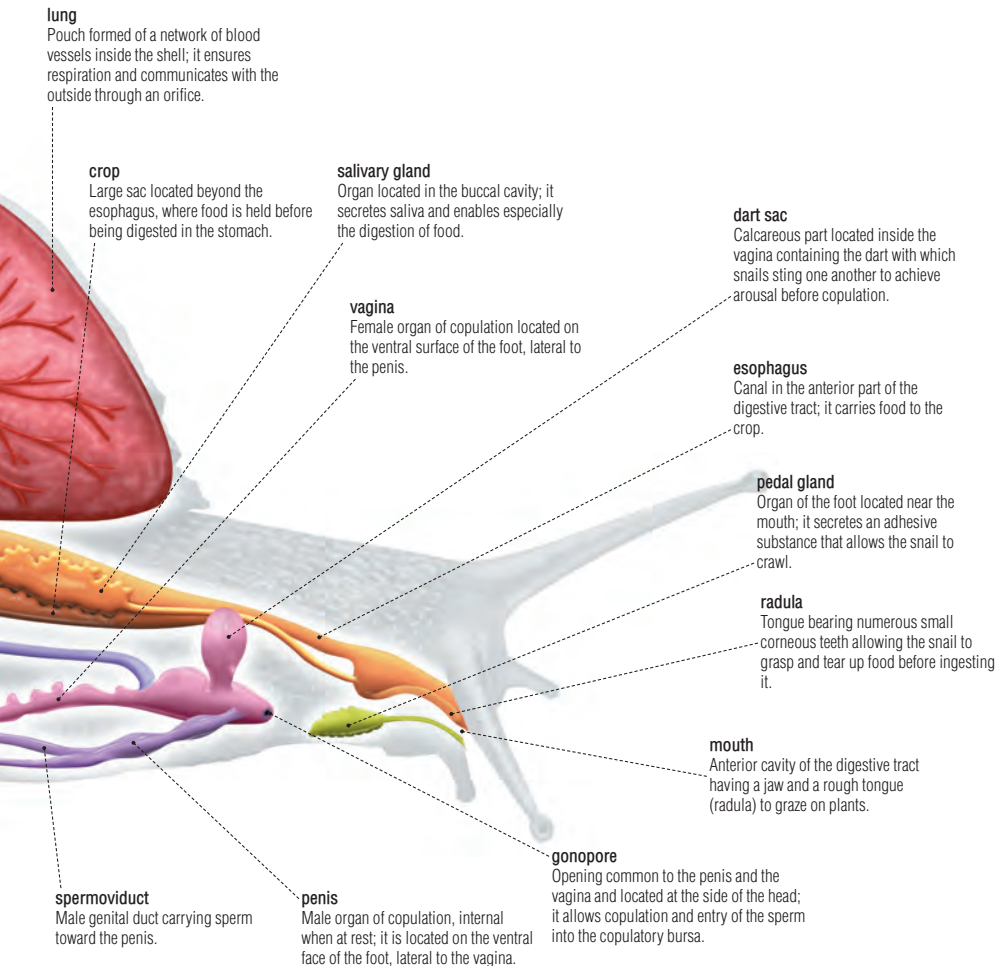
## morphology of a snail





## anatomy of a snail

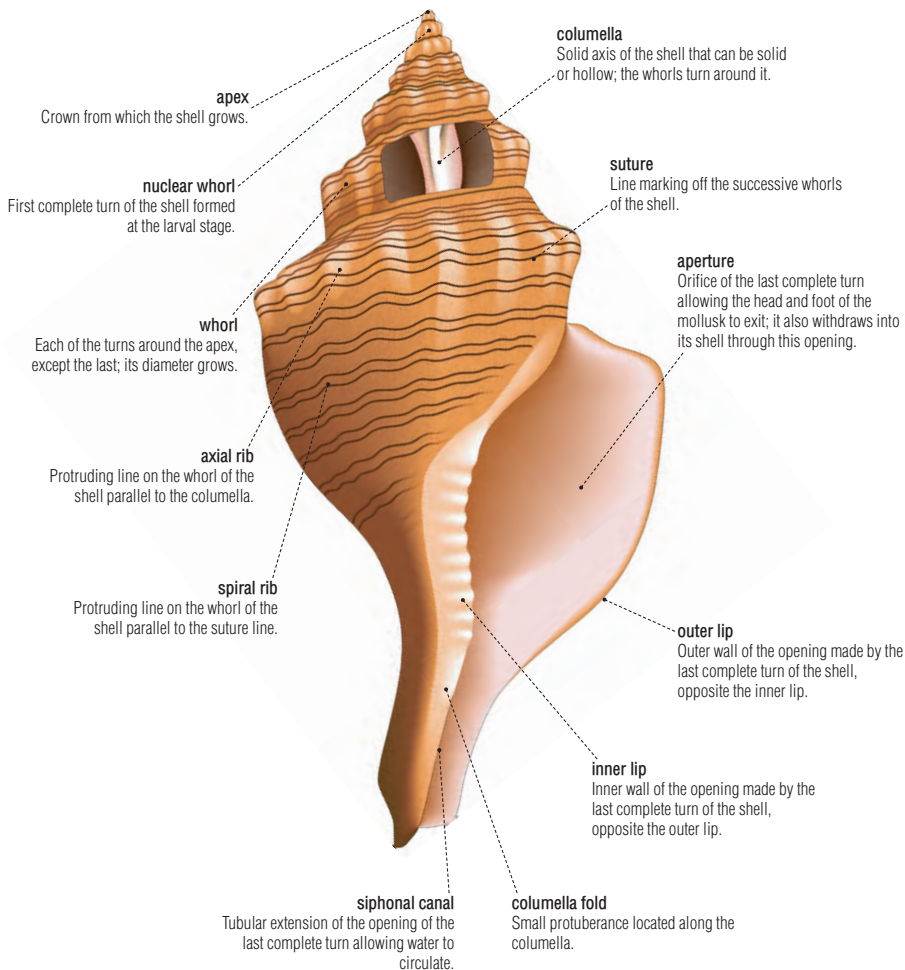




## univalve shell

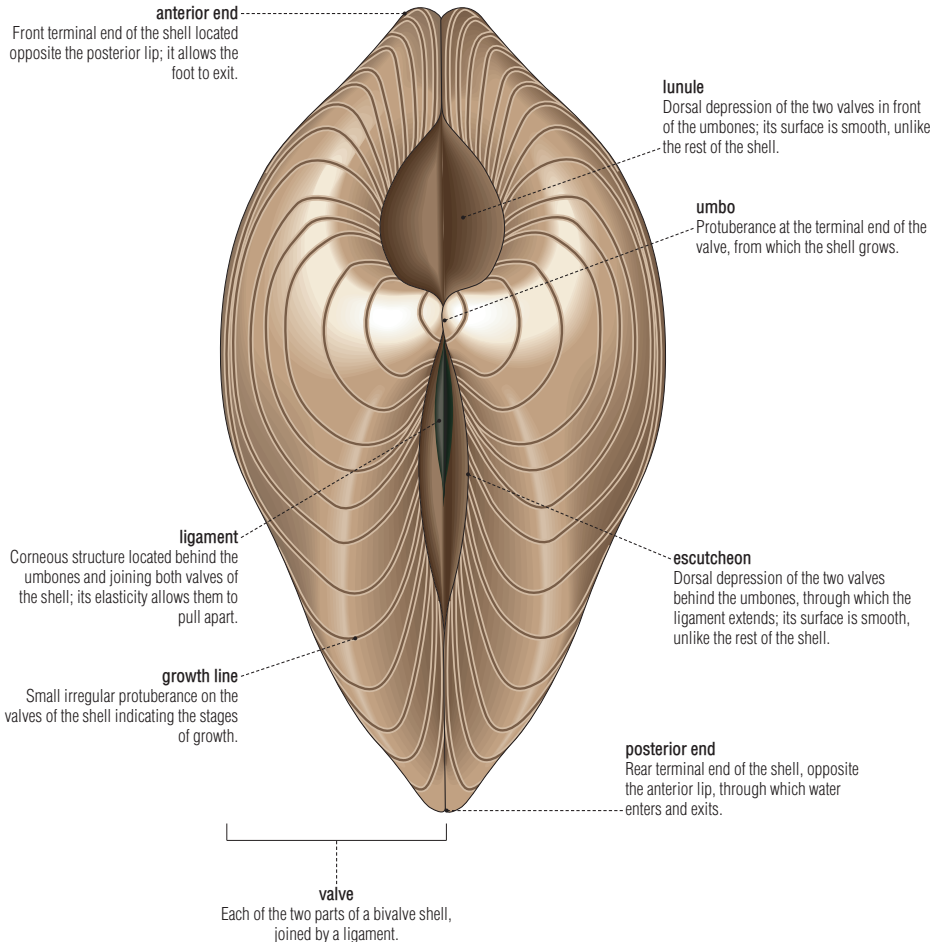
Land or aquatic mollusk having a foot and head, which retract into a spiral shell made of a single piece.

### morphology of a univalve shell



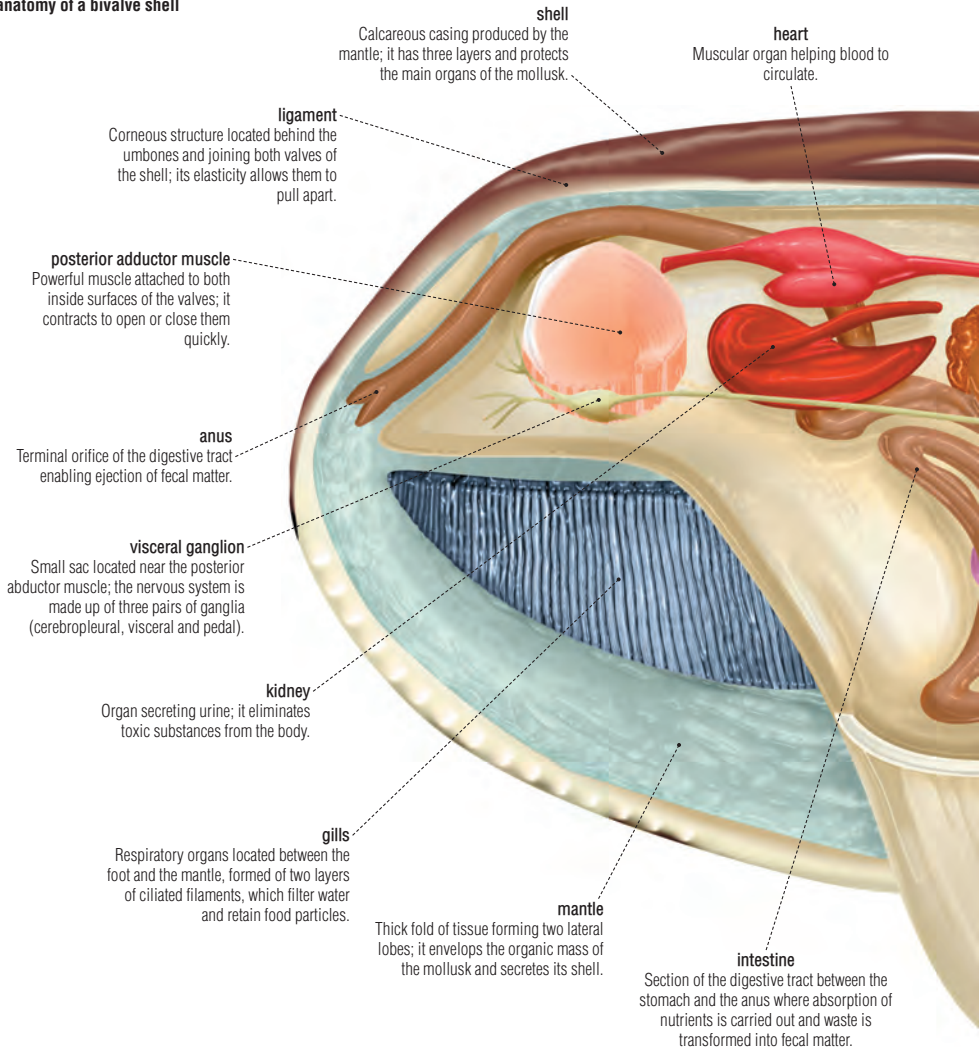
Aquatic mollusk without a defined head but having a foot, which retracts into a shell formed of two interarticulated parts.

### morphology of a bivalve shell

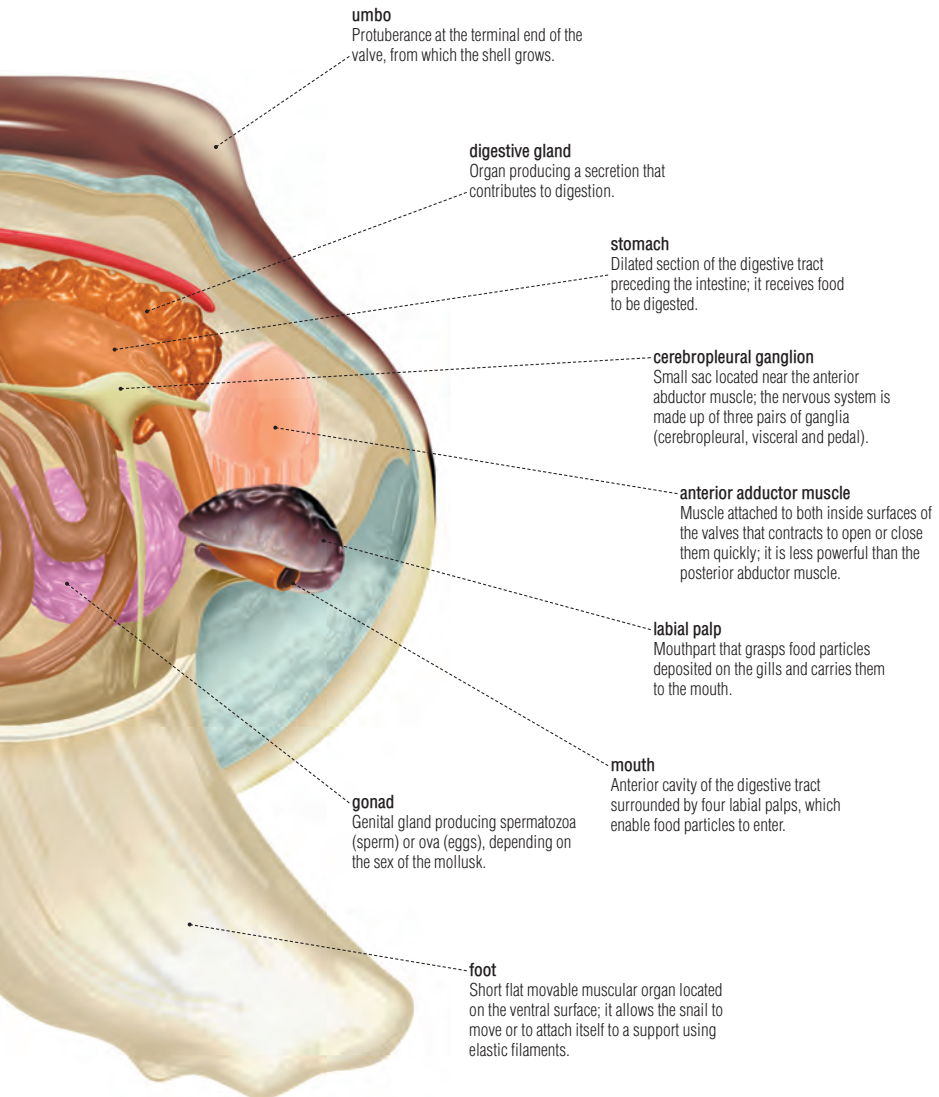


## bivalve shell

## anatomy of a bivalve shell





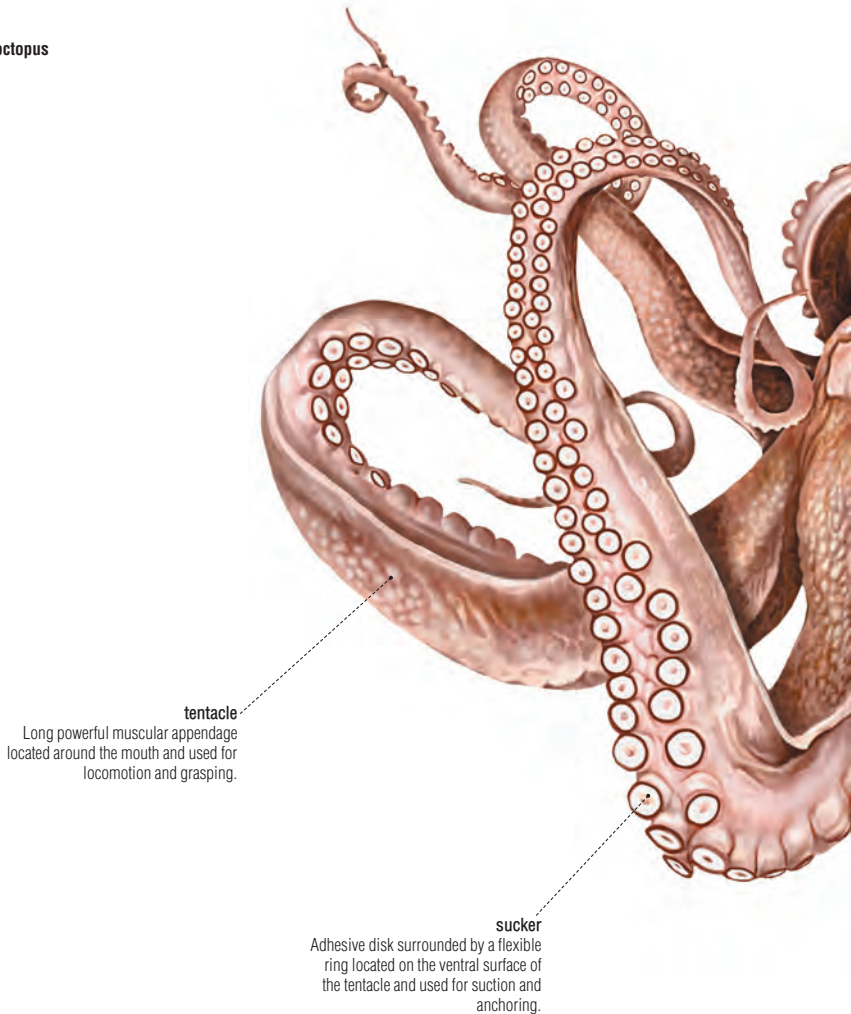


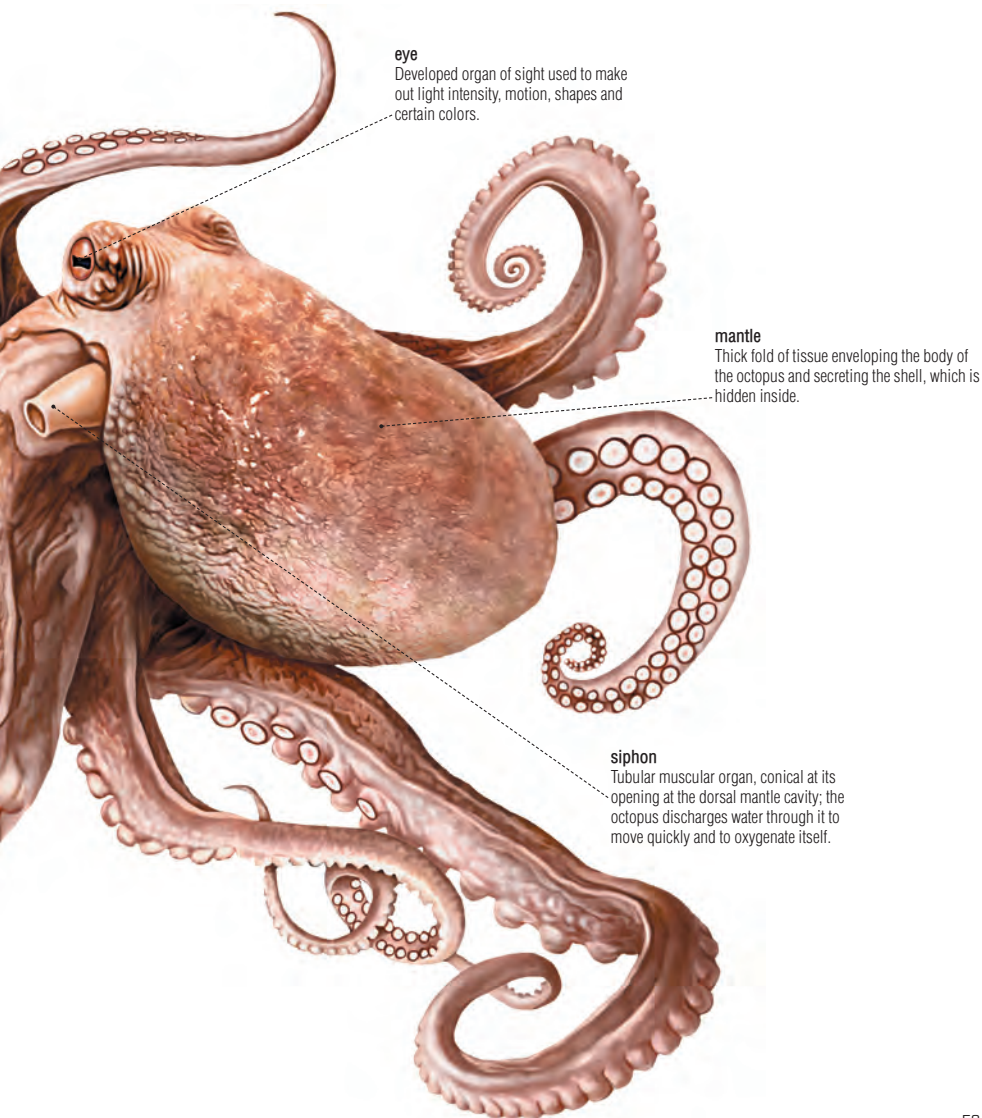


## octopus

Carnivorous marine mollusk with a head bearing eight powerful arms covered with suckers; the octopus can change color to camouflage itself. Certain species are edible.

### morphology of an octopus



**eye**

Developed organ of sight used to make out light intensity, motion, shapes and certain colors.

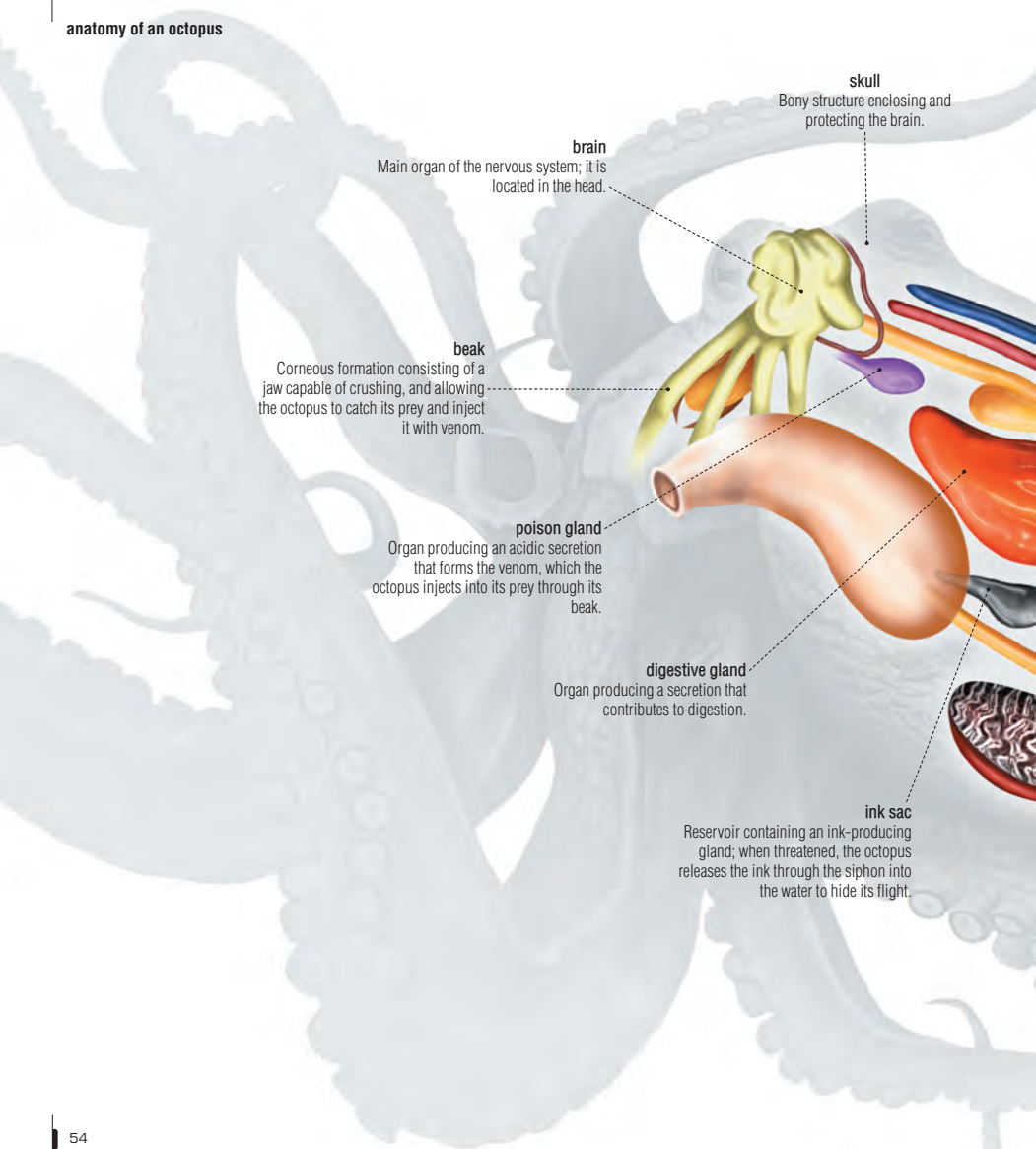
**mantle**

Thick fold of tissue enveloping the body of the octopus and secreting the shell, which is hidden inside.

**siphon**

Tubular muscular organ, conical at its opening at the dorsal mantle cavity; the octopus discharges water through it to move quickly and to oxygenate itself.

## anatomy of an octopus

**skull**

Bony structure enclosing and protecting the brain.

**brain**

Main organ of the nervous system; it is located in the head.

**beak**

Corneous formation consisting of a jaw capable of crushing, and allowing the octopus to catch its prey and inject it with venom.

**poison gland**

Organ producing an acidic secretion that forms the venom, which the octopus injects into its prey through its beak.

**digestive gland**

Organ producing a secretion that contributes to digestion.

**ink sac**

Reservoir containing an ink-producing gland; when threatened, the octopus releases the ink through the siphon into the water to hide its flight.

**mantle muscles**

Muscles contracting to force water out of the dorsal mantle cavity through the siphon and allowing the octopus to propel itself through the water.

**crop**

Large sac located beyond the esophagus, where food is held before being digested in the stomach.

**dorsal mantle cavity**

Chamber formed of folds of the mantle; it contains the main organs, especially the gills, and connects to the outside.

**stomach**

Dilated section of the digestive tract preceding the intestine; it receives food to be digested.

**shell**

Small internal calcareous structure produced by the mantle; certain species do not have shells.

**cecum**

Lateral canal located in the anterior portion of the intestine where especially a part of digestion and fermentation take place.

**heart**

Muscular organ helping blood to circulate.

**gonad**

Genital gland producing spermatozoa (sperm) or ova (eggs), depending on the sex of the mollusk.

**kidney**

Organ secreting urine; it eliminates toxic substances from the body.

**anus**

Terminal orifice of the digestive tract enabling ejection of fecal matter.

**gill**

Respiratory organ located in the dorsal mantle cavity and covered with ciliated cells; muscles help to circulate water through the gills.

# lobster

Large marine crustacean having a carapace and five large pairs of legs, the first of which bears powerful claws; its meat is highly prized.

## morphology of a lobster



### thoracic legs

Articulated limbs attached to the cephalothorax and having a prehensile and motor function; the first three legs bear pincer claws while the last two bear claws.



### cephalothorax

Meeting of the head and the thorax that forms the anterior portion of the body of the lobster.



### abdomen

Posterior portion of the body formed of six segments and bearing the pleopods, articulated appendages used for swimming, circulating water over the gills and holding the eggs.



### tail

Swimming organ formed of the telson and the two uropods.

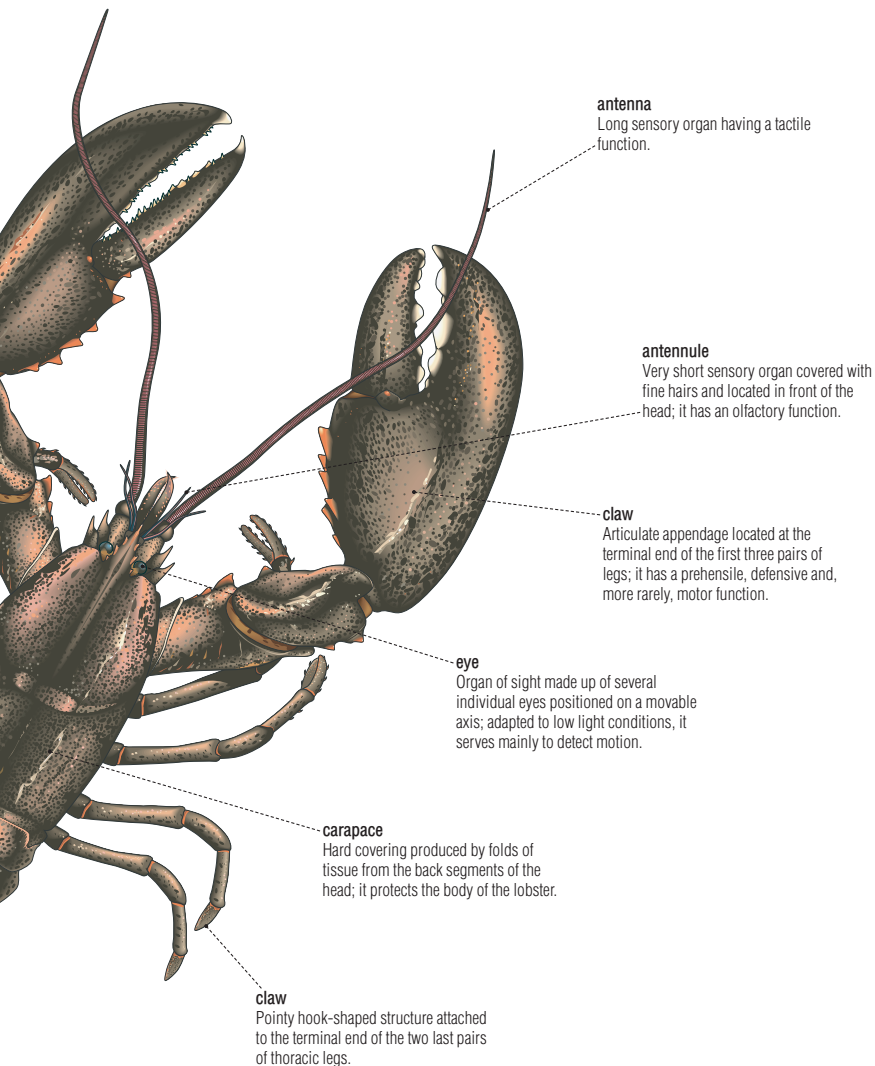
### telson

Terminal end of the body having no appendages; the anus is located on its ventral surface. It comprises the central part of the tail.

### uropod

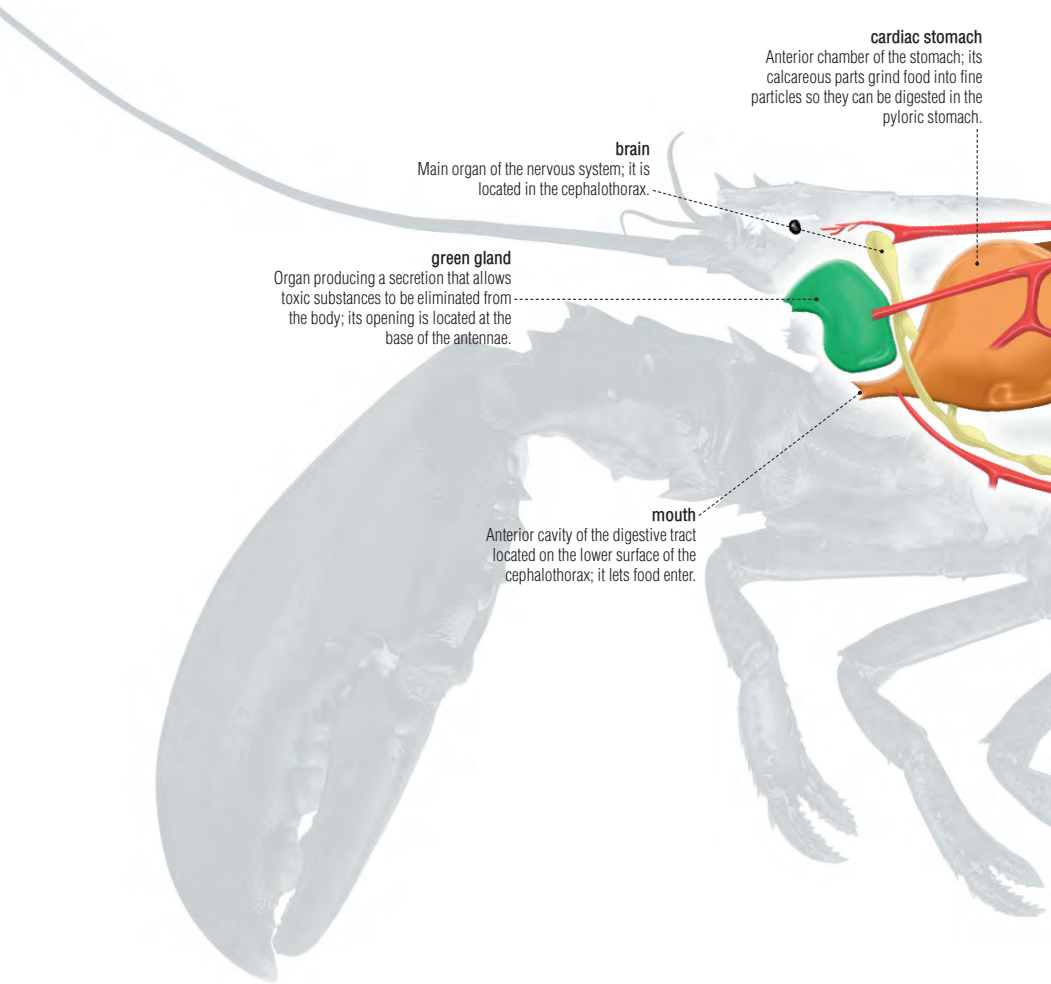
Articulated appendage attached to the last abdominal segment before the telson; it is formed of two lobes and helps the lobster to swim.







## anatomy of a lobster

**cardiac stomach**

Anterior chamber of the stomach; its calcareous parts grind food into fine particles so they can be digested in the pyloric stomach.

**brain**

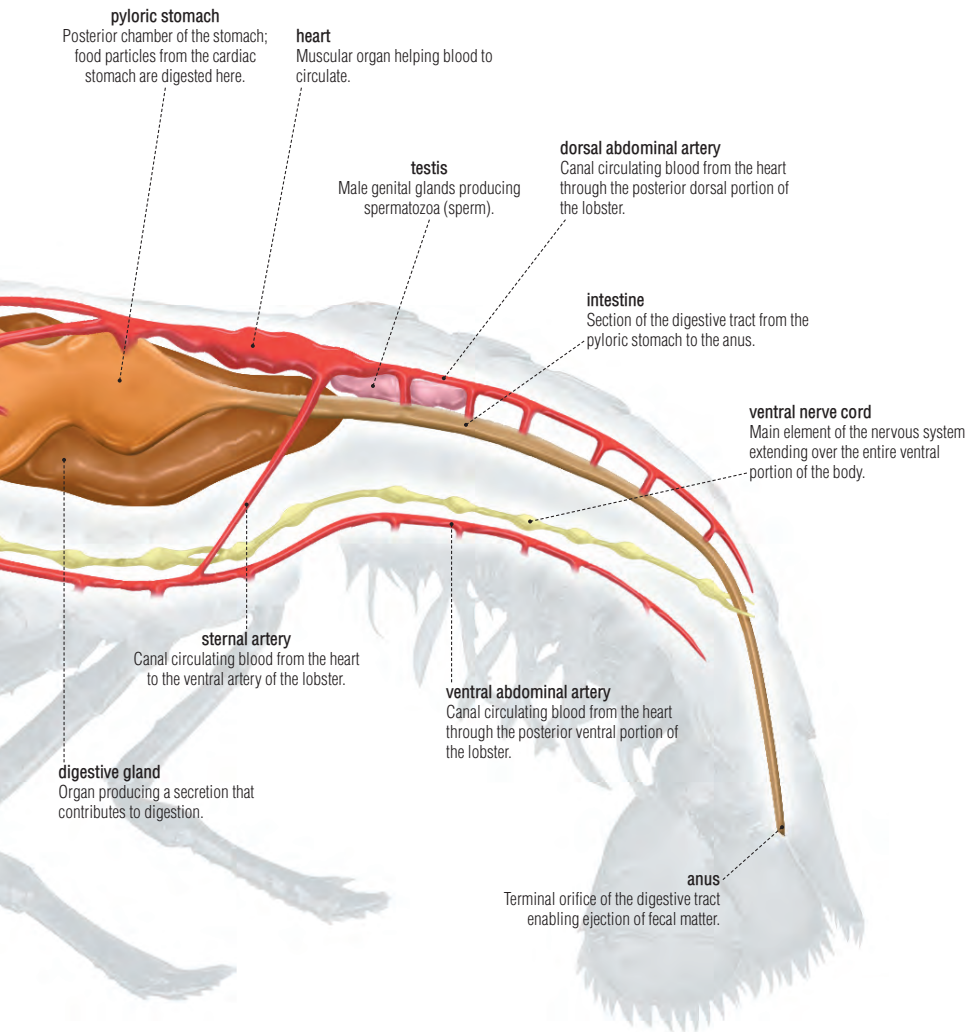
Main organ of the nervous system; it is located in the cephalothorax.

**green gland**

Organ producing a secretion that allows toxic substances to be eliminated from the body; its opening is located at the base of the antennae.

**mouth**

Anterior cavity of the digestive tract located on the lower surface of the cephalothorax; it lets food enter.





## cartilaginous fish

Fish whose skeleton is made of cartilage rather than bone; its skin is covered in hard scales called denticles. There are currently 700 species.

### morphology of a shark

Shark: large cartilaginous carnivorous fish with a tapered body and extremely powerful toothed jaws; it rarely attacks humans.

#### snout

Pointy anterior protruding portion of the head located above the mouth and bearing the nostrils on each side.

#### tooth

Hard organ arranged in several rows along the jaws and continually renewing itself; the teeth are used to catch prey and tear it apart.

#### nostril


External orifice of the nasal cavity located above the mouth with a highly developed olfactory function.


#### gill slits

Respiratory organs (five pairs) shaped like long narrow channels between the buccal cavity and the outside of the body; the shark uses them to circulate water.

#### pectoral fin

Swimming appendage made of firm cartilage that ensures stability, orientation, stopping and thermoregulation.







## bony fish

Fish with a rigid skeleton and smooth flat scales; the 20,000 present-day species make up the largest group of fish.

**morphology of a perch**

Perch: bony carnivorous freshwater fish with an oval body and a spiny dorsal fin; its flesh is highly prized.

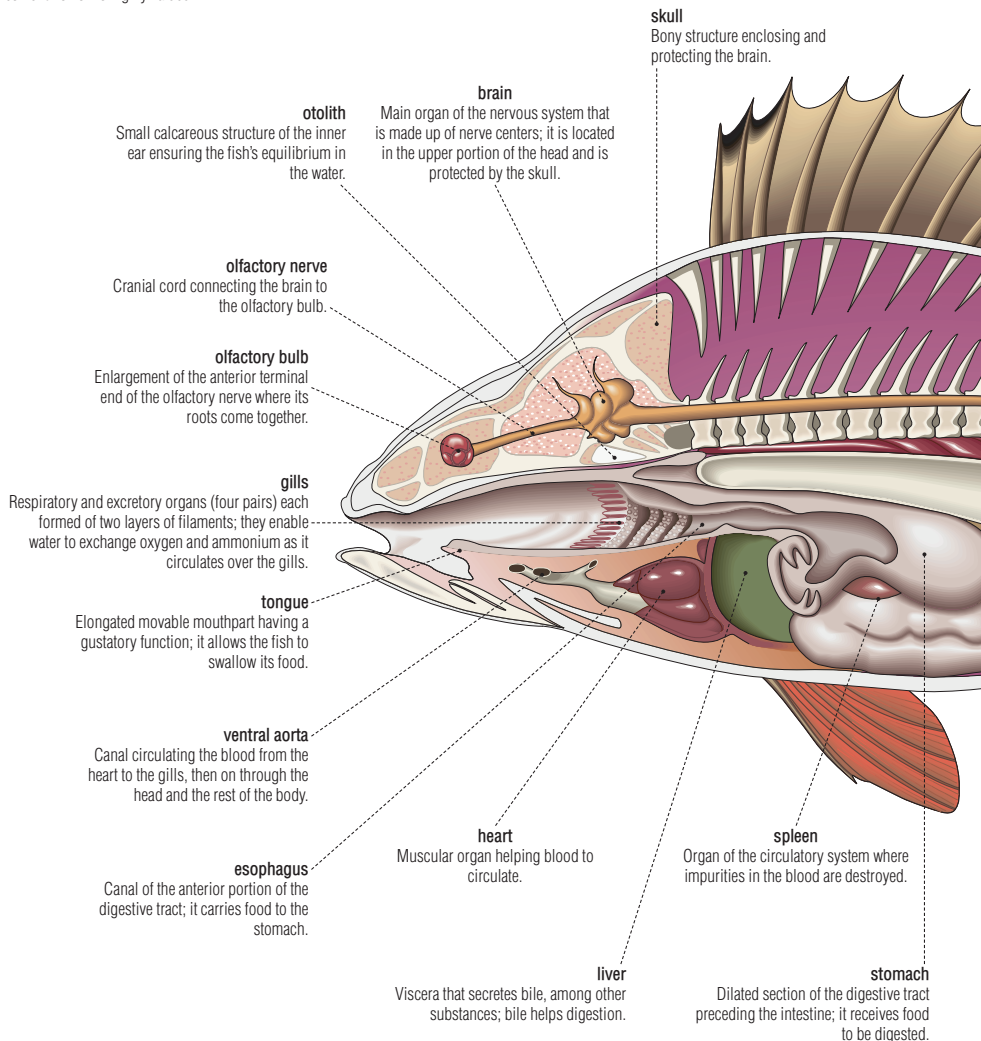


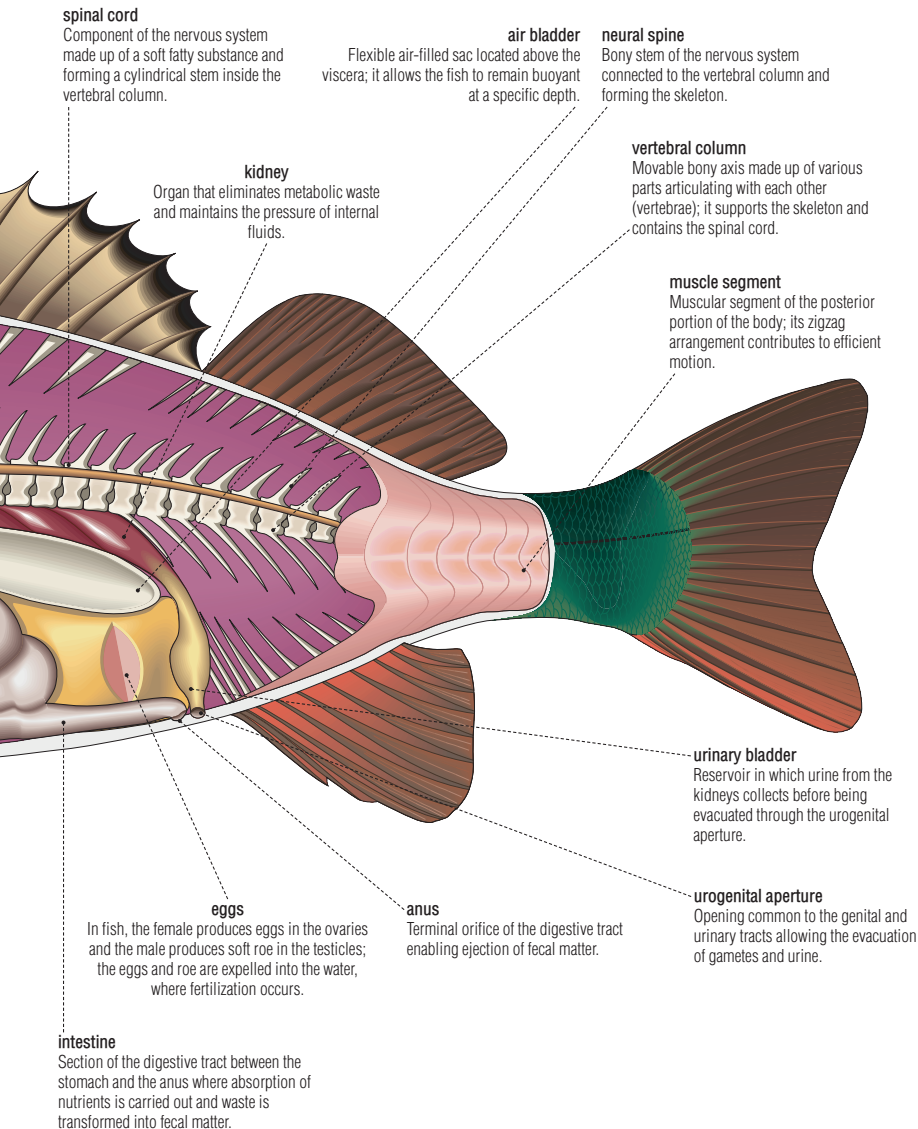


## bony fish

**anatomy of a perch**

Perch: snub-nosed bony freshwater fish with an oval body and a spiny dorsal fin; the flesh of this fish is highly valued.

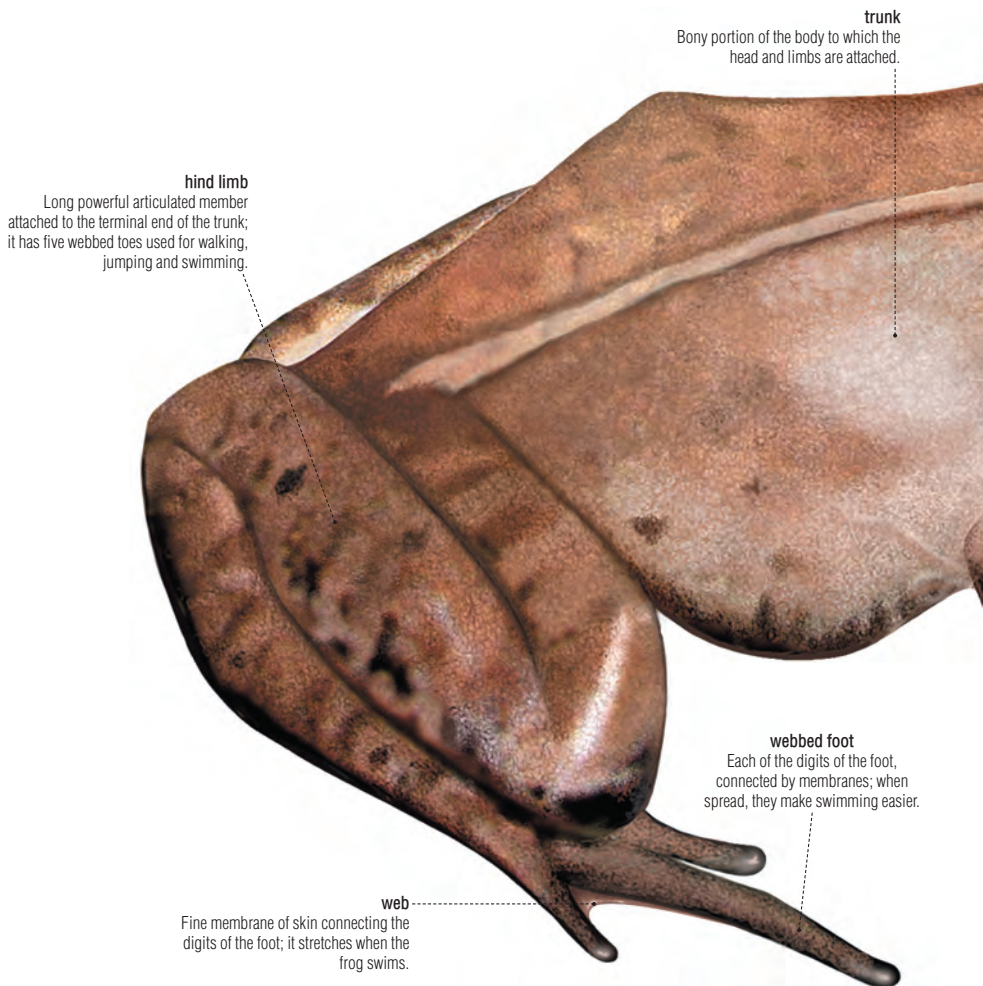





# frog

Cold-blooded freshwater amphibian with smooth moist skin and powerful back legs for hopping and swimming.

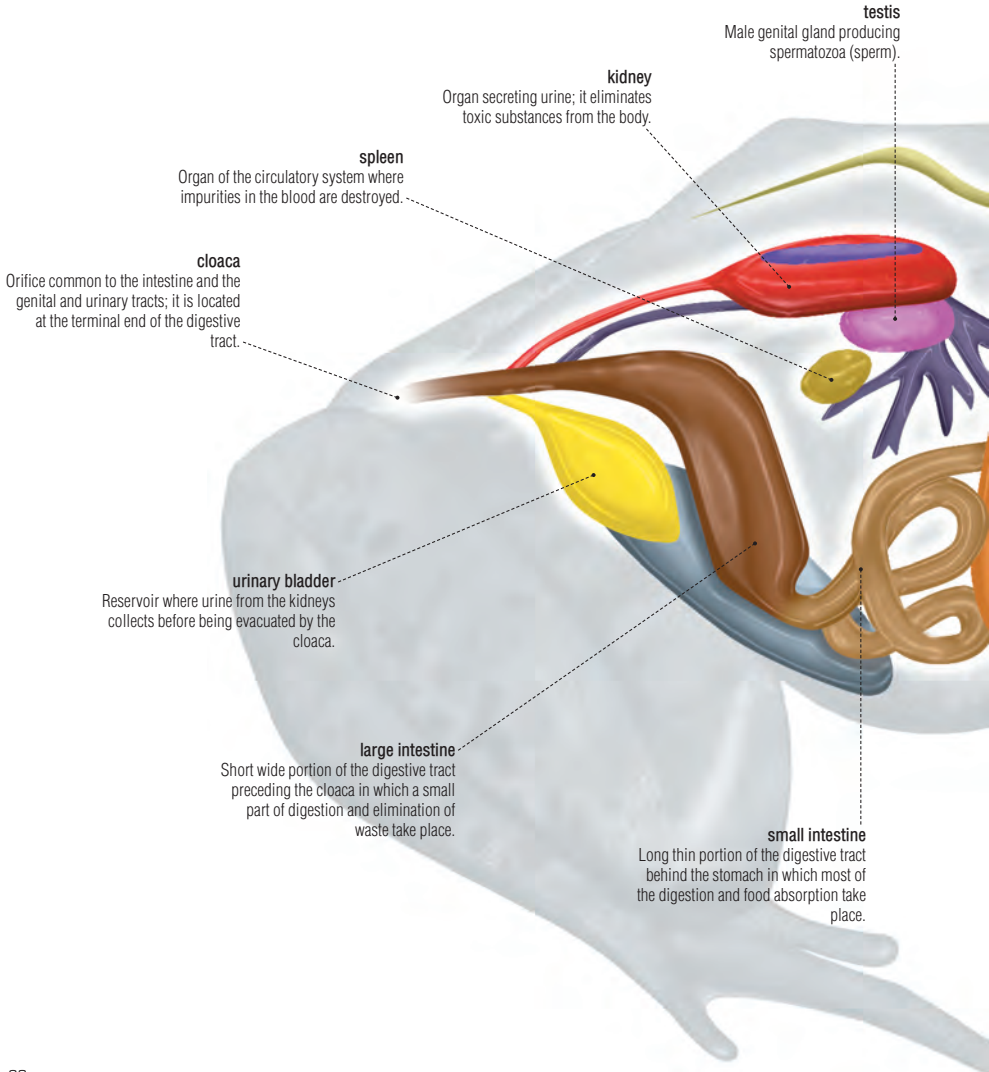
## morphology of a frog

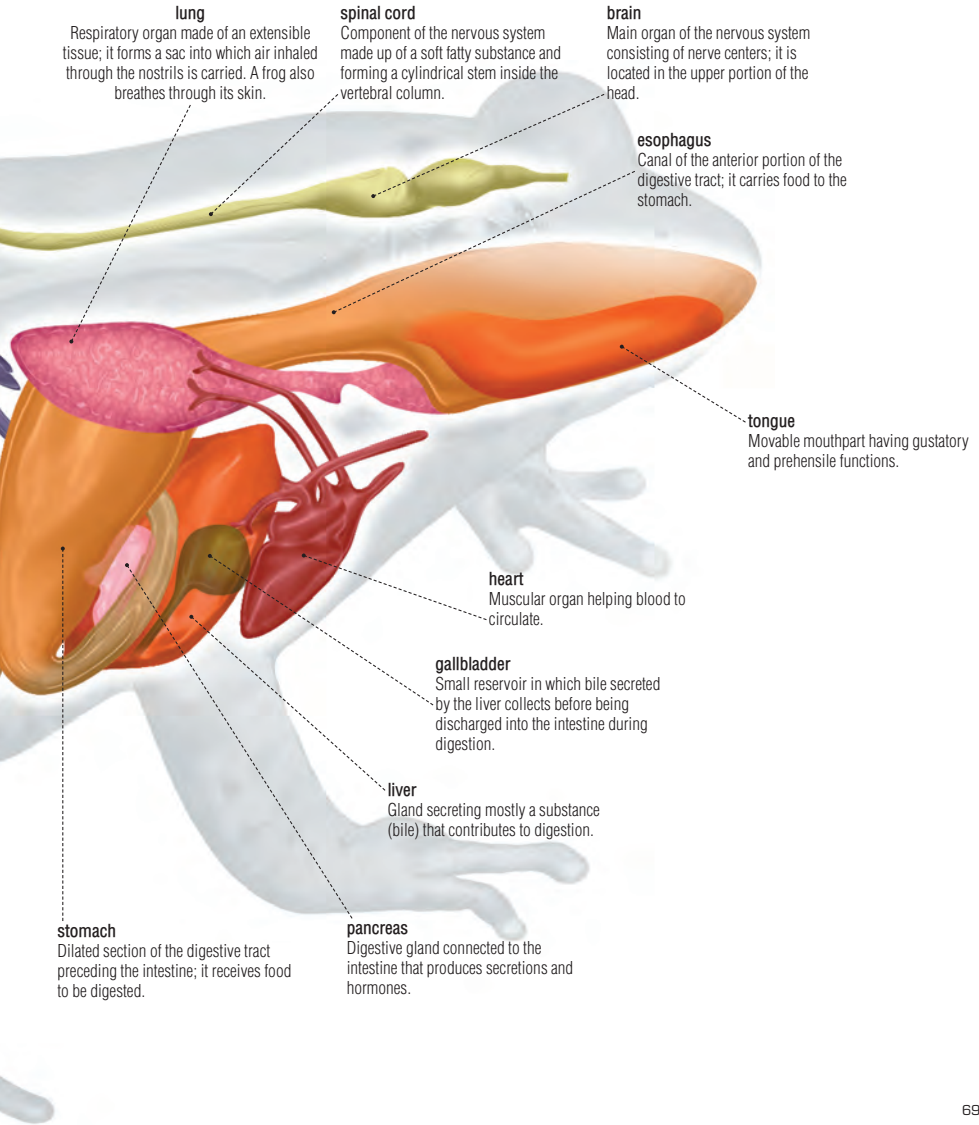




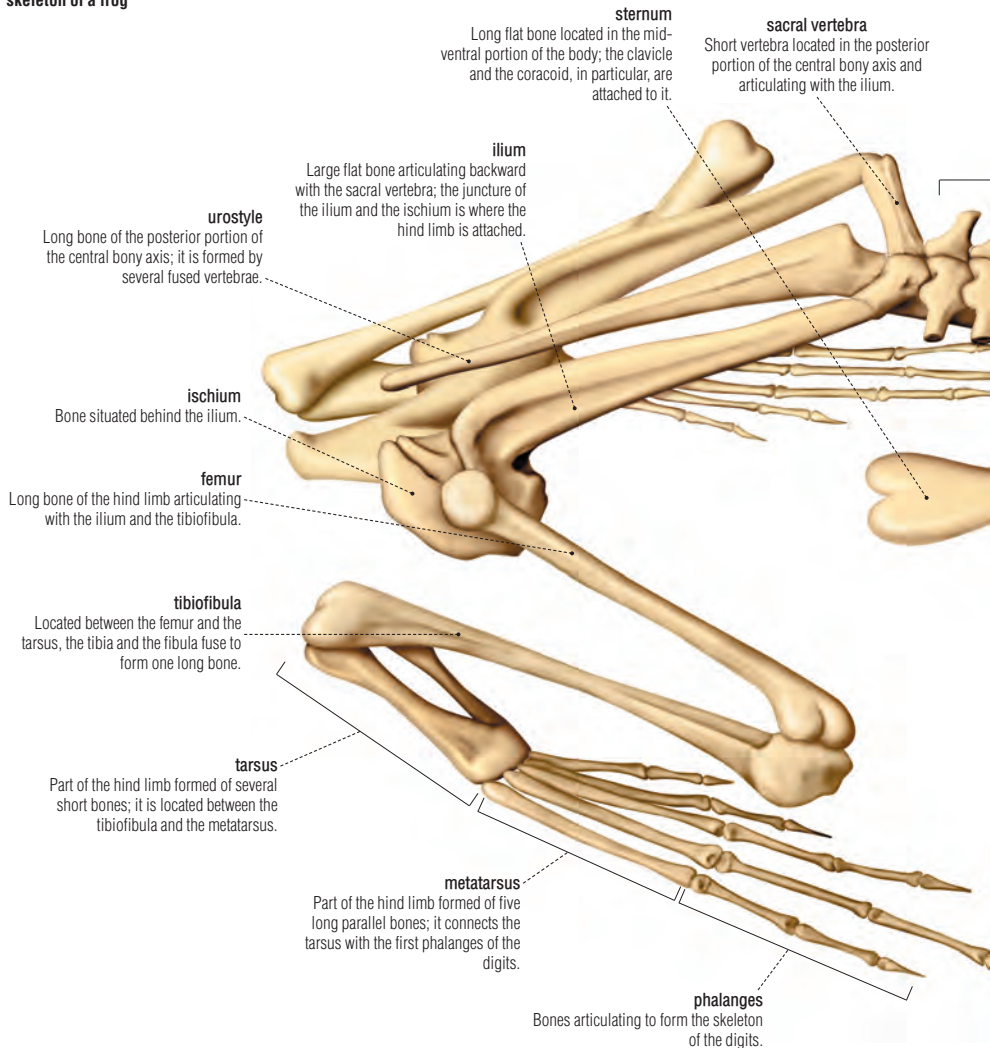


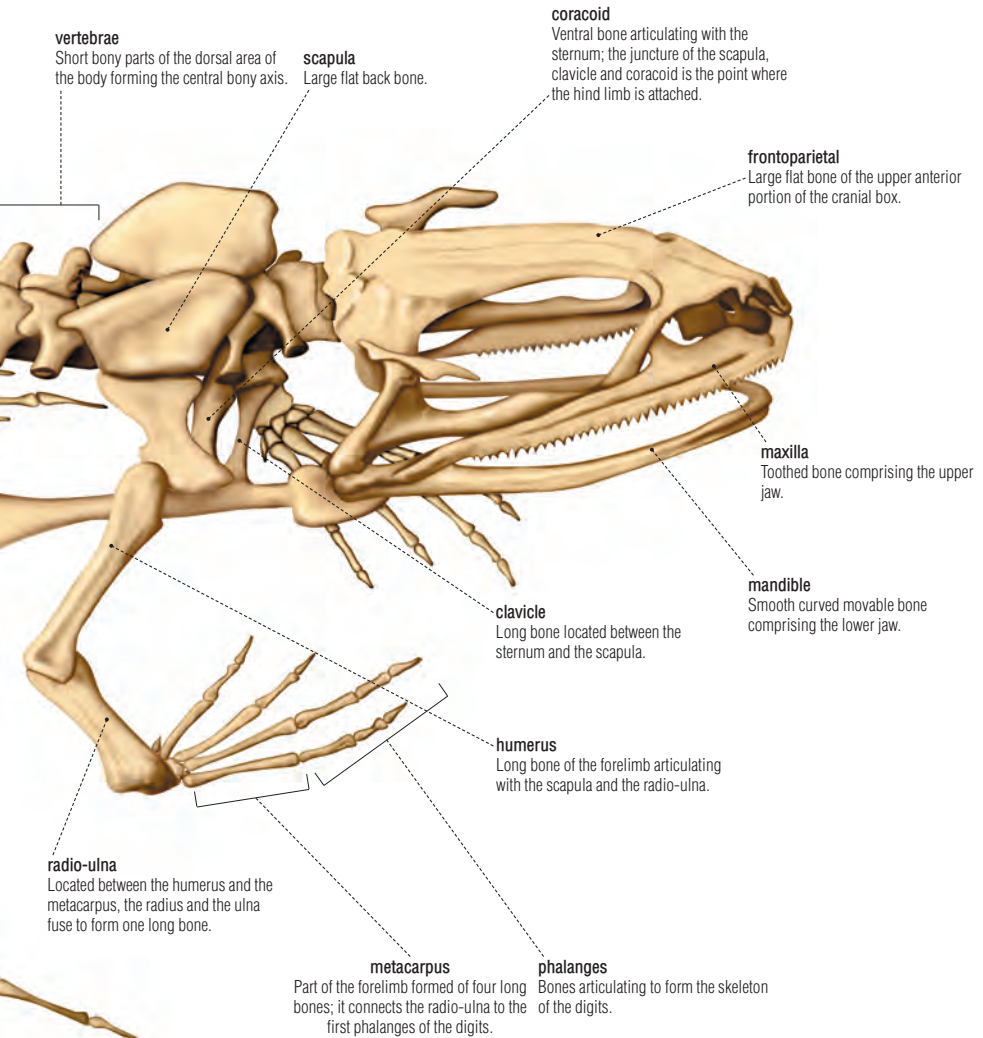
**anatomy of a male frog**





**skeleton of a frog**






## life cycle of the frog

The stages of development are the egg, the tadpole and the adult; each stage usually lasts several weeks, but can last up to two years in some species.

### eggs

Embryonic stage of the frog resulting when the egg is fertilized by the sperm.



### tadpole

Aquatic larva of the frog having a large head and a slender body ending in a tail; it breathes through gills.

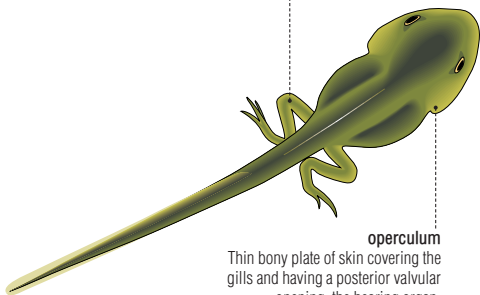


### external gills

Respiratory organs that filter water and take in food particles; they are later replaced by internal gills.


### hind limb

The hind limbs appear after the gills.



### operculum

Thin bony plate of skin covering the gills and having a posterior valvular opening, the hearing organ.



### forelimb

The forelimbs appear during the last stage of the tadpole's metamorphosis.



There are about 4,000 species of amphibians divided into three main groups, depending on whether or not they have a tail and limbs.



**newt**

Amphibian with a flat tail found mainly in freshwater and usually feeding on insects.



**wood frog**

Tailless amphibian found mostly in the woods of North America; it feeds on various small animals.




**common toad**

Tailless nocturnal insectivorous amphibian usually found on land and not very adept at jumping; its body is covered with small outgrowths.

**tree frog**

Small tailless, usually insectivorous amphibian found mostly in trees near water; its digits are fitted with suction cups.



**adhesive disk**

Adhesive disk surrounded by a ring; it is located at the terminal end of the limbs and used for anchoring.



**common frog**

Squat tailless amphibian usually found on land, mostly in Europe; it feeds on various small animals.



**Northern leopard frog**

Tailless, mostly nocturnal amphibian with a spotted body that is covered with ridges; it lives mainly in North America.



**salamander**

Nocturnal amphibian, mainly insectivorous, with a tail; there are land and aquatic species.



## dinosaurs

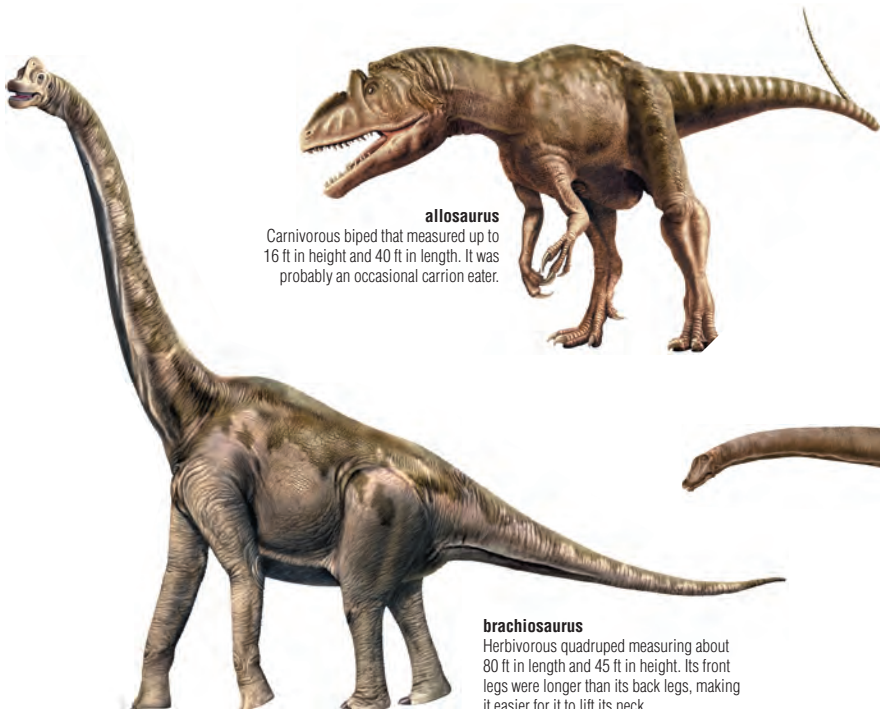
Large reptiles that lived during the Triassic, Jurassic, and Cretaceous ages. They became extinct about 65 million years ago.

**triceratops**

Herbivorous quadruped measuring about 26 ft. It had a bony cervical collar and three horns, the two side ones more than 3 ft long.

**ankylosaurus**

Herbivorous quadruped measuring about 26 ft. It was covered with thick bony plates for protection against predators.

**allosaurus**

Carnivorous biped that measured up to 16 ft in height and 40 ft in length. It was probably an occasional carrion eater.

**brachiosaurus**


Herbivorous quadruped measuring about 80 ft in length and 45 ft in height. Its front legs were longer than its back legs, making it easier for it to lift its neck.

**spinosaurus**

Carnivorous (and probably piscivore) biped that had spines sticking up from its back. It measured about 50 ft in length and about 16 ft in height.

**stegosaurus**

Herbivorous quadruped from 23 to 30 ft long; the bony protuberances on its back may have had a thermoregulatory function.

**tyrannosaurus**

Carnivorous quadruped that measured about 50 ft in length. A ferocious predator, it had powerful jaws and teeth almost 8 in long.

**diplodocus**

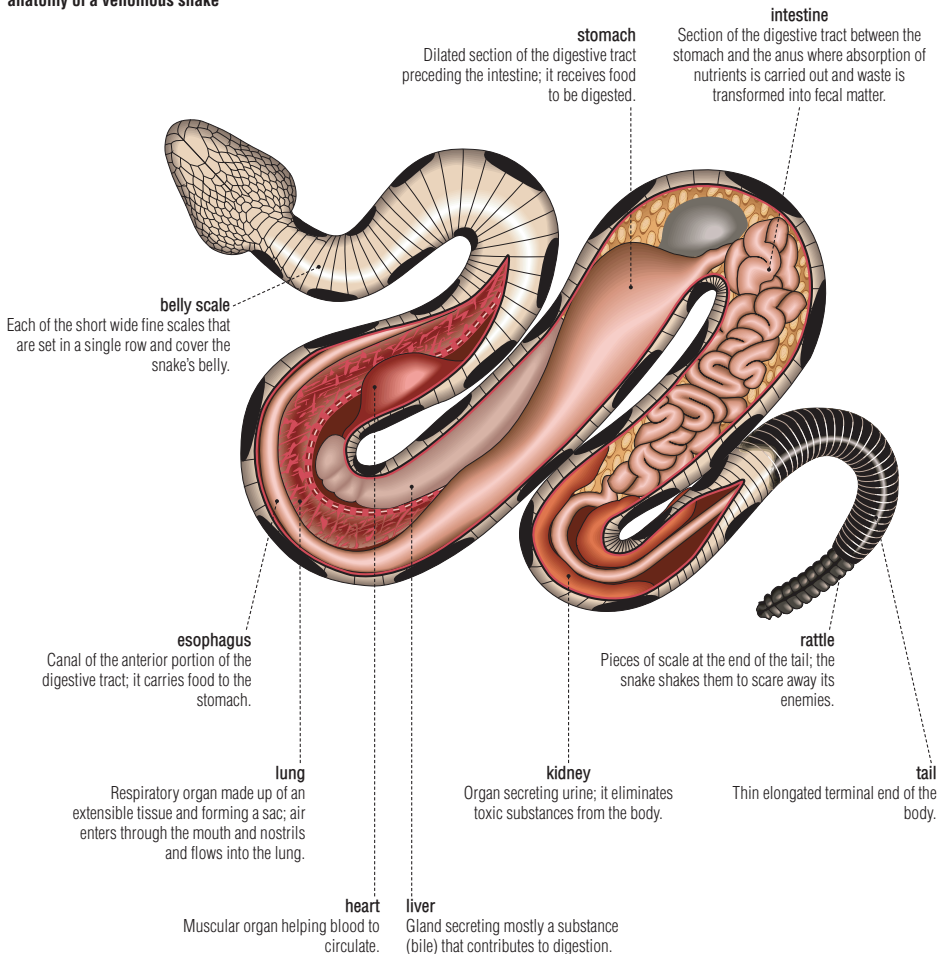
Herbivorous quadruped whose total length could reach up to about 100 ft, making it one of the largest terrestrial animals known.



## snake

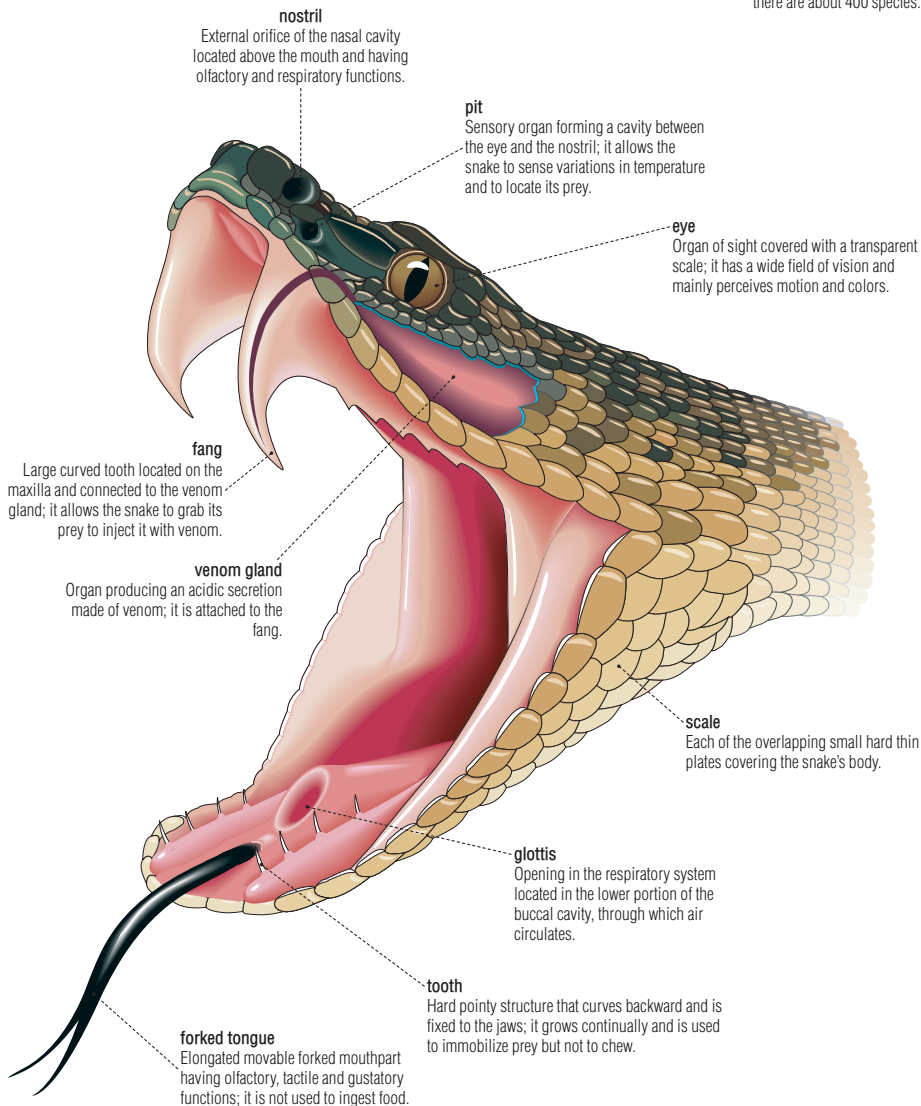
Legless reptile with a very long cylindrical body and tail, moving by undulation; there are about 2,700 species.

## anatomy of a venomous snake



**morphology of a venomous snake: head**


Venomous snake: it defends itself by injecting often deadly venom; there are about 400 species.

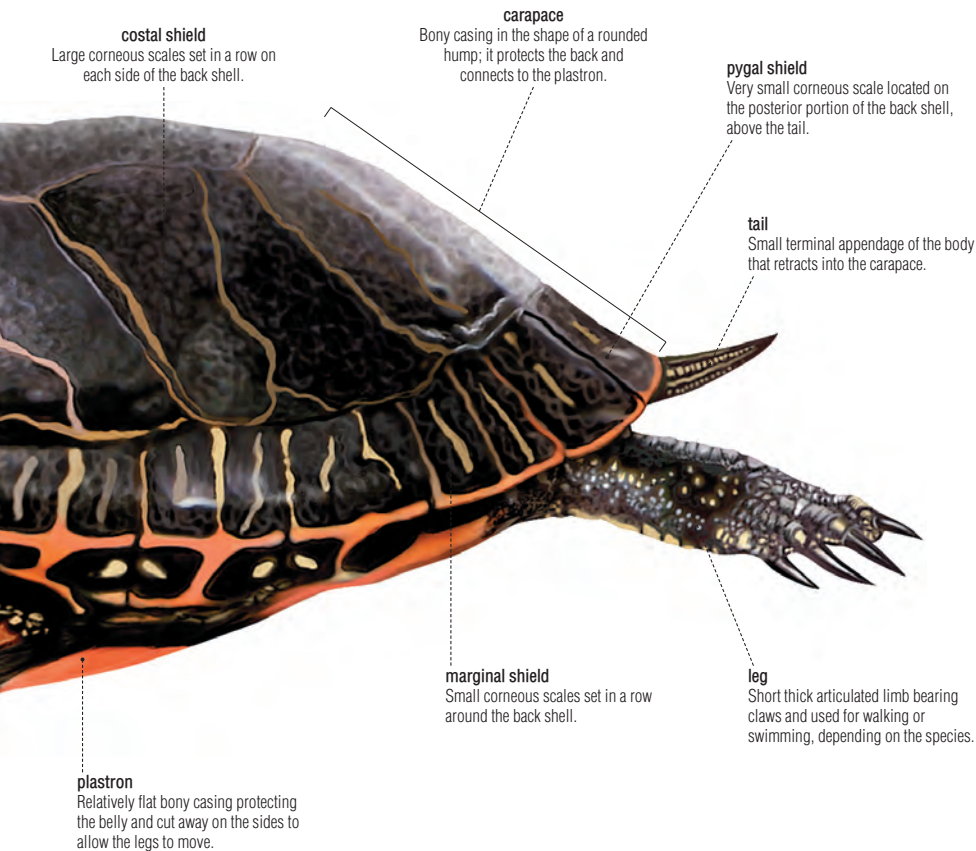


## turtle

Squat land or aquatic reptile with short legs and bearing a carapace into which it retracts; there are about 250 species.

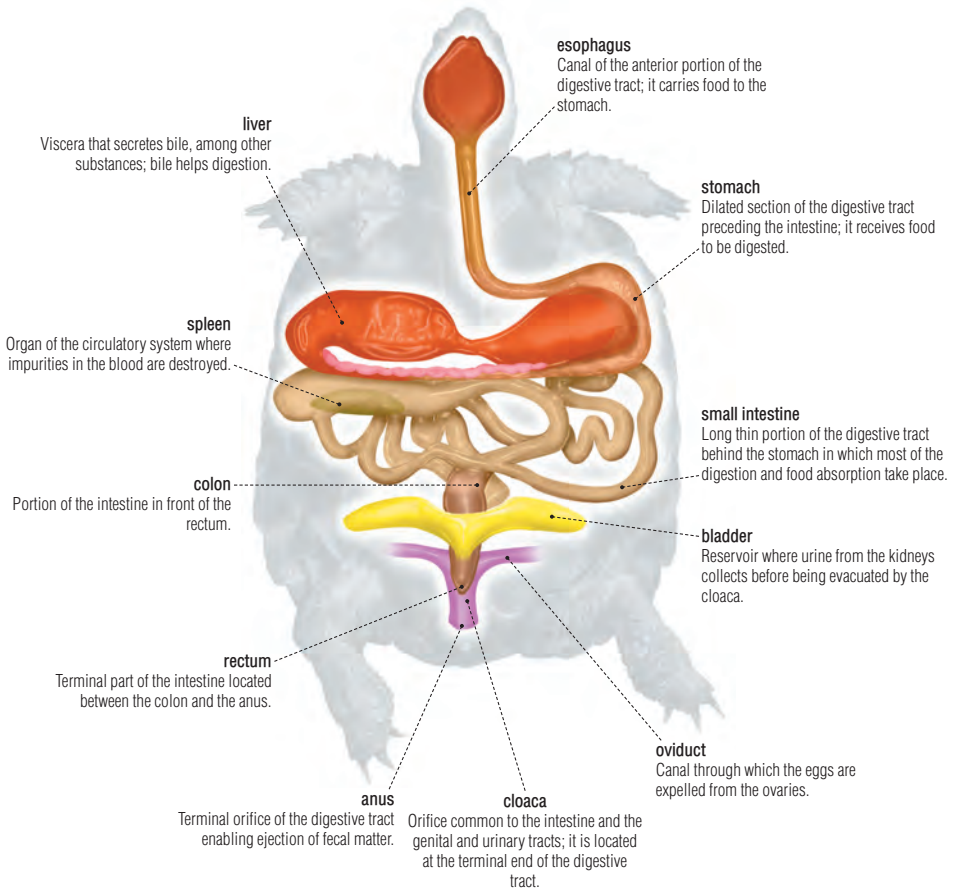
## morphology of a turtle







## anatomy of a turtle






Reptiles: cold-blooded vertebrates covered in scales (about 6,000 species) having limbs that are sometimes atrophied or absent.



**viper**

Venomous snake found in hot arid regions of Eurasia and Africa with a flat triangular head and short tail; its bite can be fatal.



**cobra**

Venomous snake found in tropical regions of Asia and Africa; it inflates its neck when threatened.



**garter snake**

Widespread nonvenomous snake with a slightly flat oval head; its tail is longer than that of the viper.



**rattlesnake**

Venomous land snake of the Americas; it rattles its scaly tail to warn off enemies.




**boa**

Medium-sized nonvenomous snake found in hot regions of the Americas; it lives mainly in trees or in the water and kills its prey by strangulation.

**coral snake**

Slender venomous snake of the Americas living under rocks or hidden in the ground; its bite can be fatal.

**python**

Large nocturnal nonvenomous snake found in hot regions of Asia, Africa and Australia; it lives mainly in trees and kills its prey by strangulation.

**lizard**

Widespread diurnal and mainly insectivorous land reptile with a long brittle tail.

**chameleon**

Insectivorous lizard of Africa and India with a prehensile tail; it lives in trees and can change color to hide itself.

**iguana**

Giant lizard found in tropical regions of the Americas and the Pacific islands and having a spiny dorsal crest; it lives mainly in trees.

**monitor lizard**

Large diurnal carnivorous lizard with an elongated head found in hot regions of Africa, Asia and Australia; there are land and aquatic species.

**alligator**

Short-legged aquatic reptile found in North America and China; its head is shorter and wider than that of the crocodile.

**crocodile**

Aquatic and land reptile found in hot regions; it has an elongated head, strong jaws, short legs and a powerful tail.

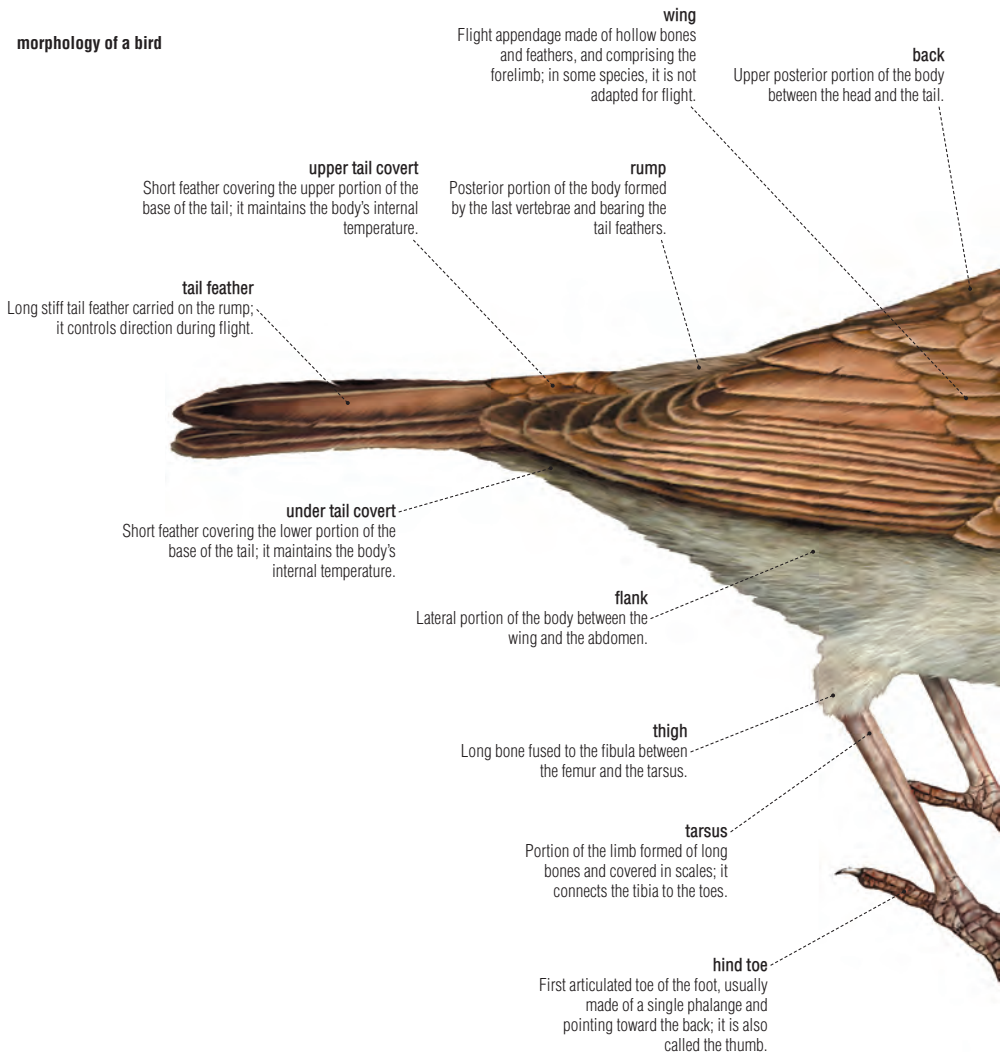
**caiman**

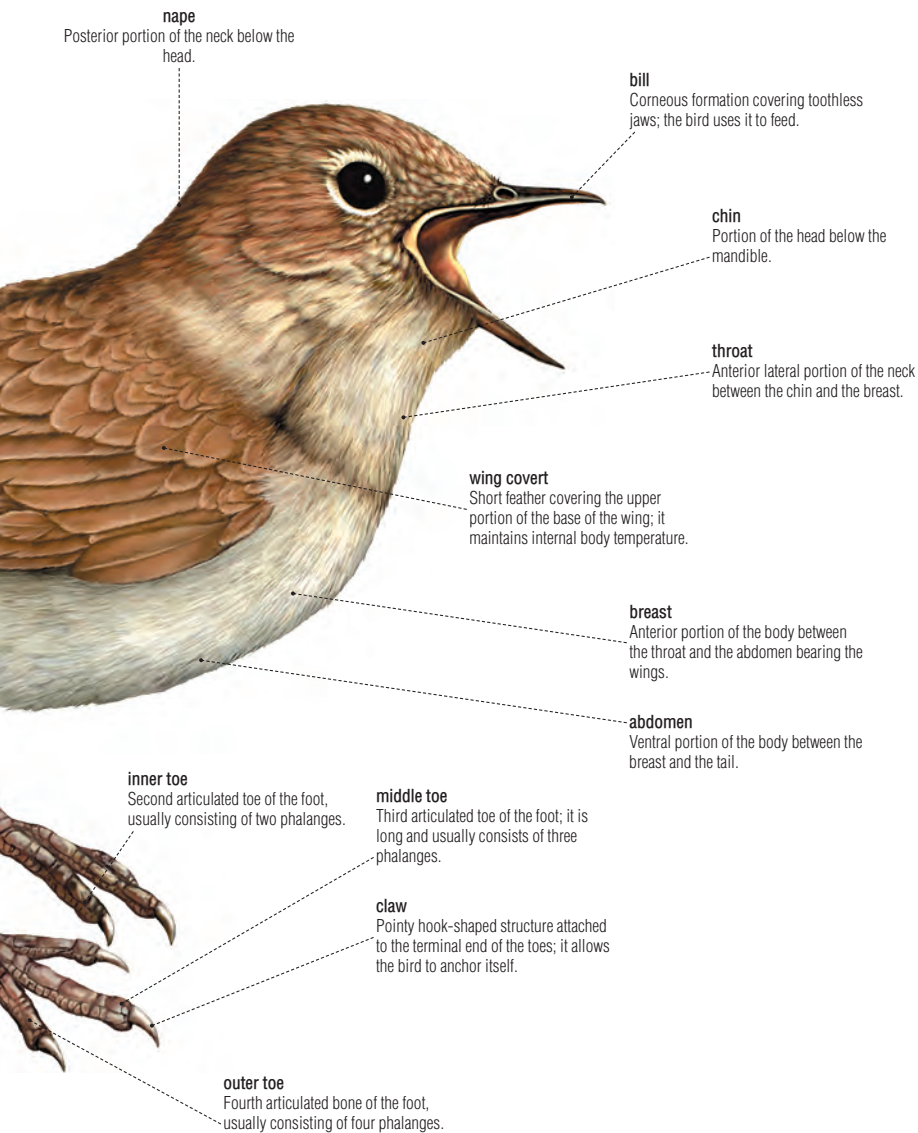
Medium-sized aquatic reptile found in Central and South America; it is less aggressive than the crocodile and the alligator.

## bird

Vertebrate with a feather-covered body and a toothless bill; its forelimbs (wings) are usually adapted for flight.

## morphology of a bird

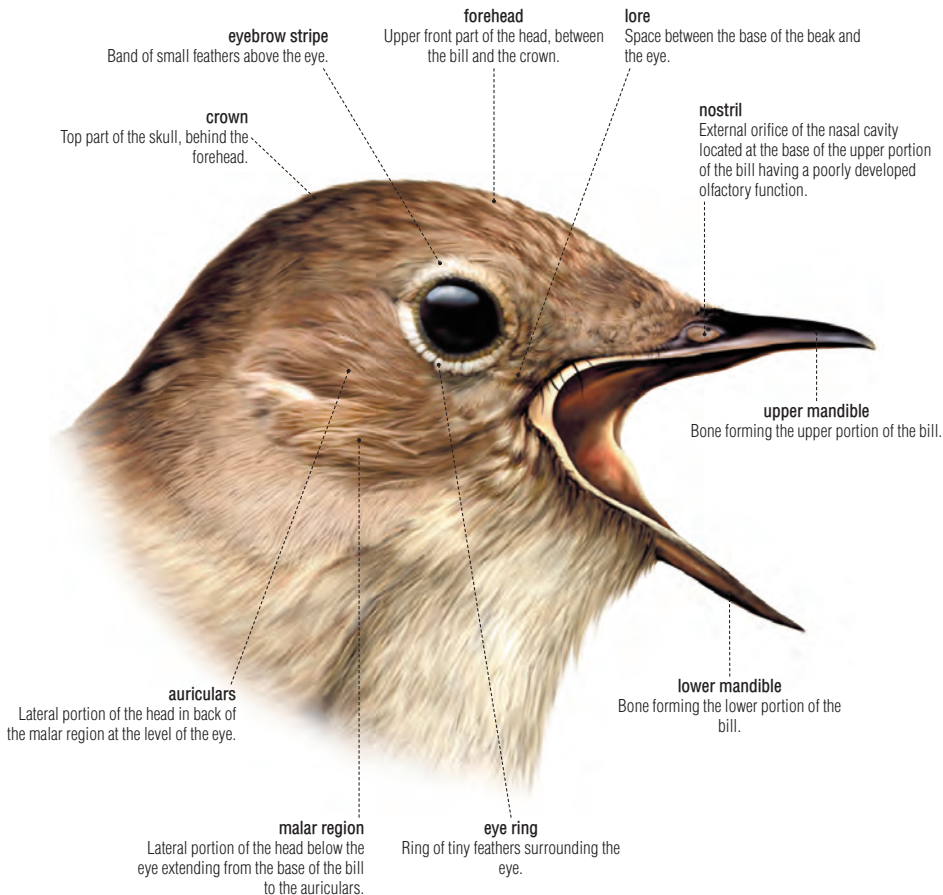




## bird

**head**

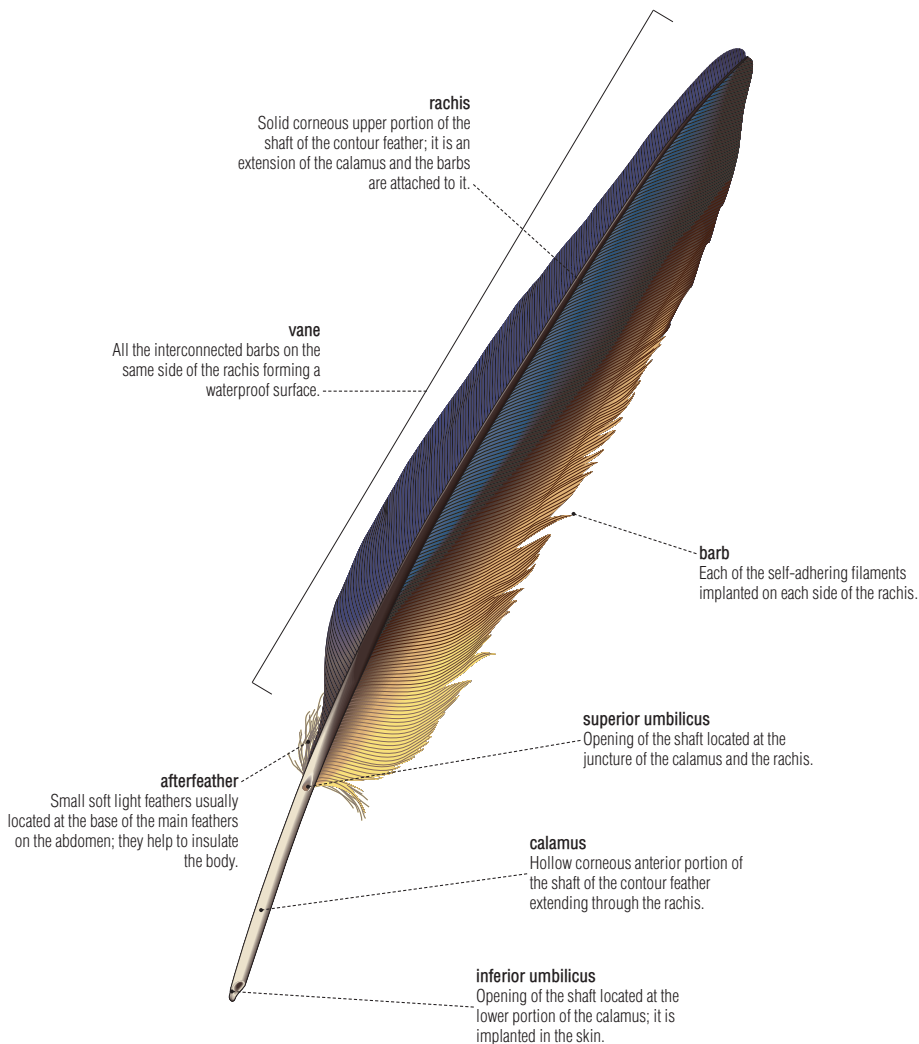
Anterior portion of the body containing the main sensory organs and the brain.





**contour feather**

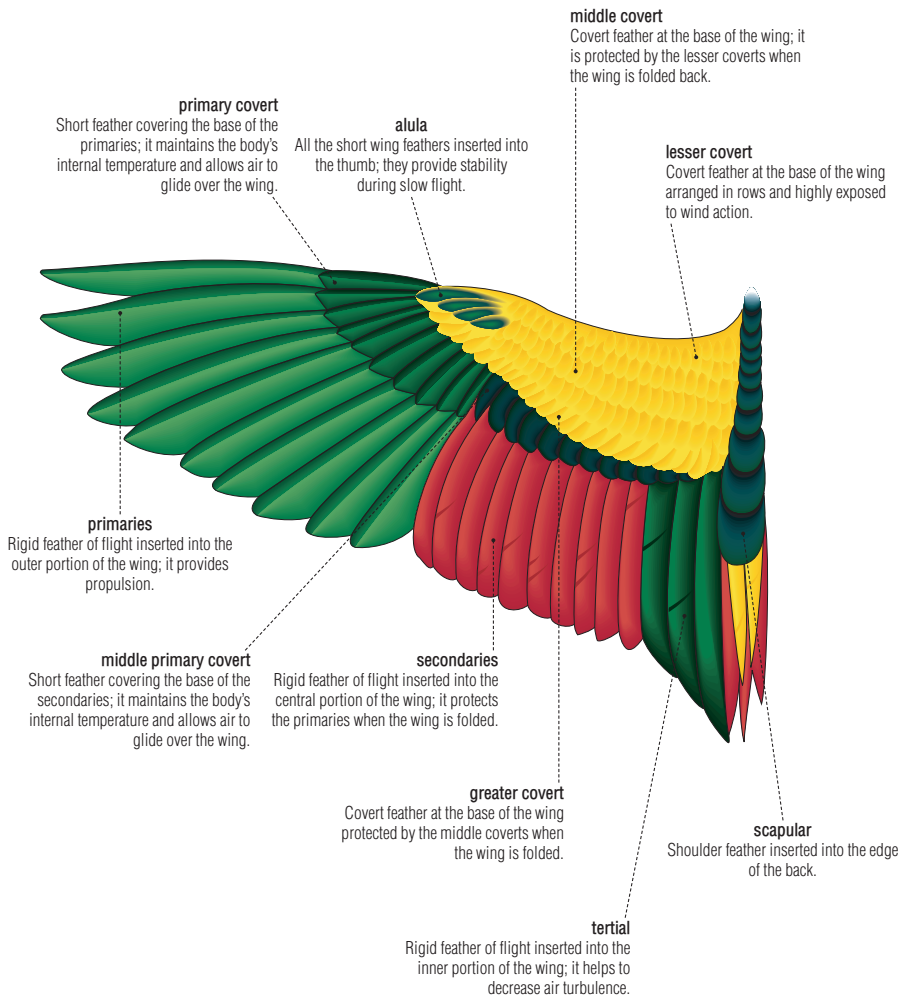
Large rigid feather of the wings and tail enabling flight.





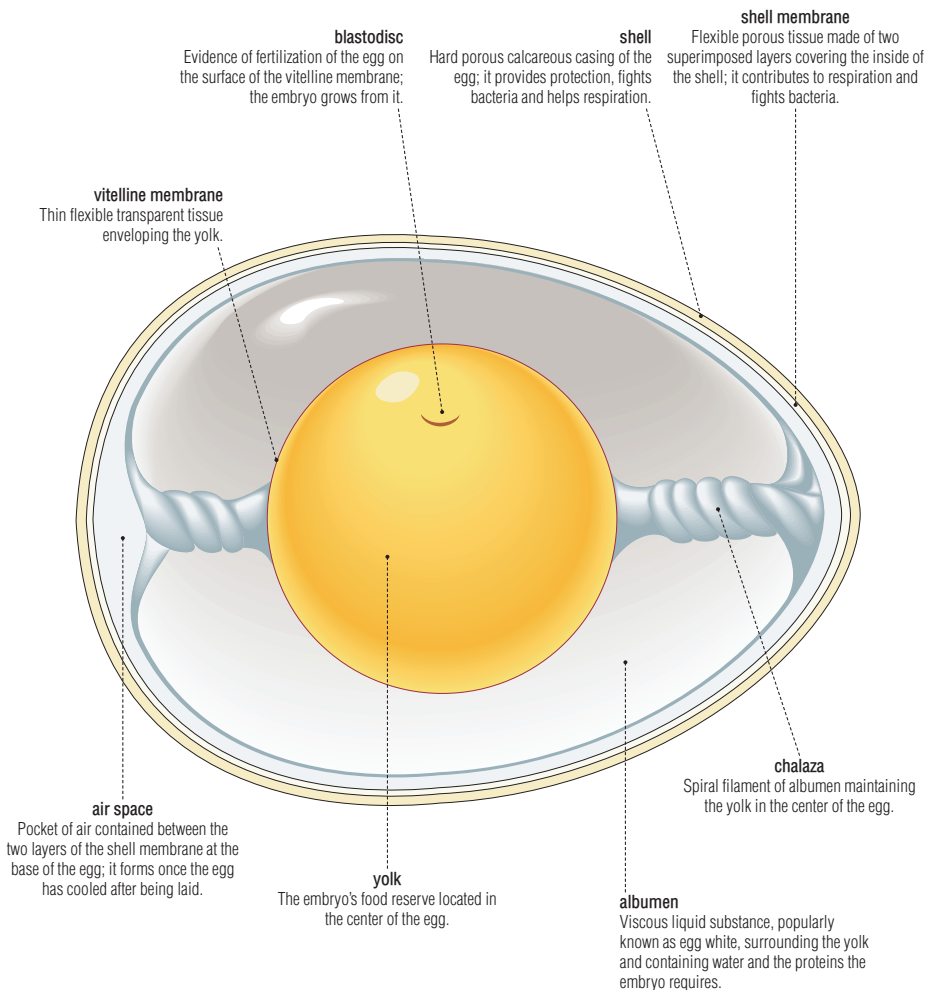
**wing**

Appendage of flight formed of hollow bones and feathers, and comprising the forelimb; in certain species, the wing is not adapted for flight.

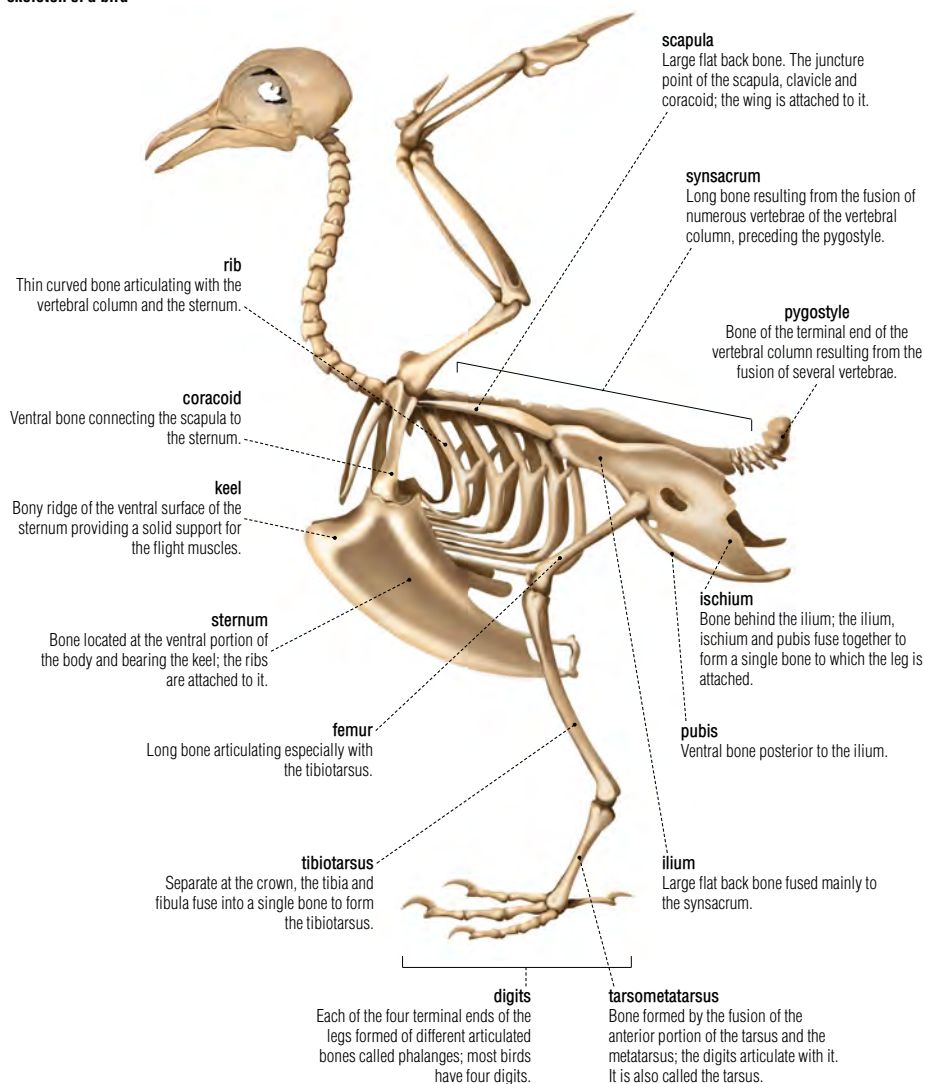


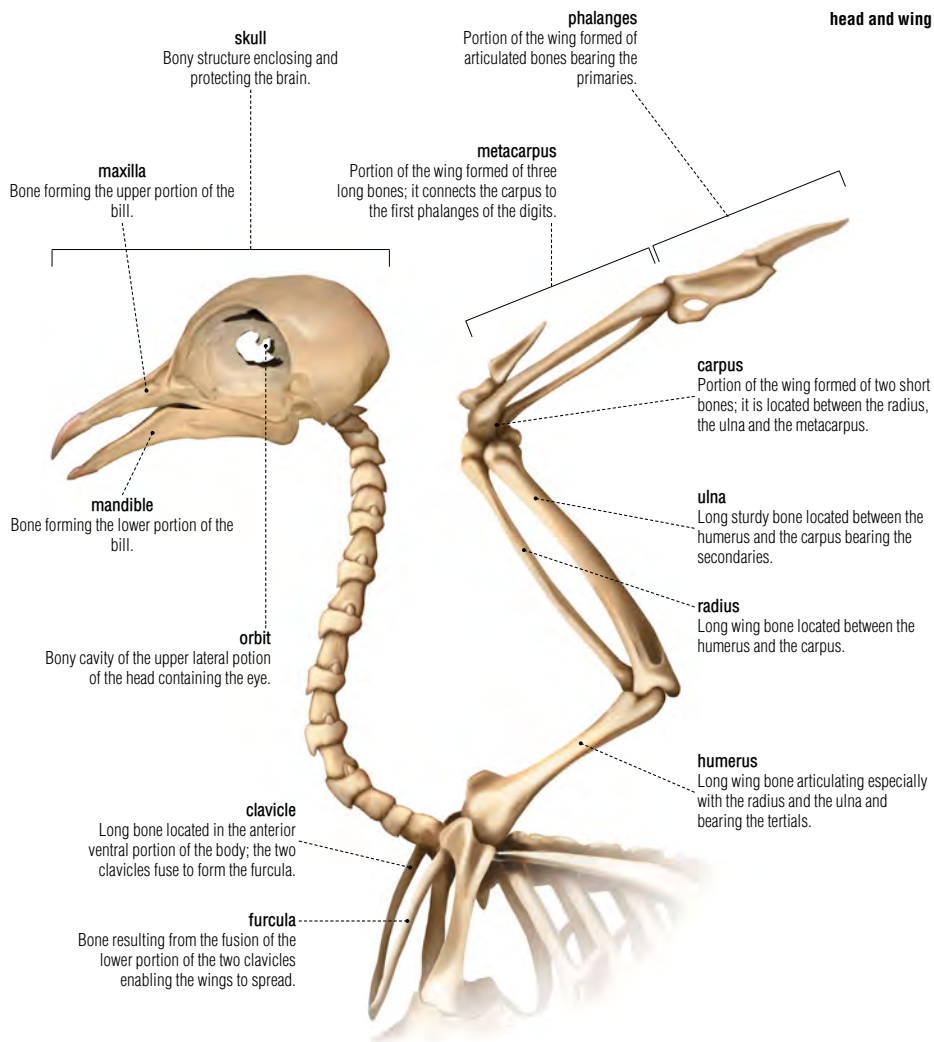
**egg**

Reproductive method of certain animal species: a living cell with a casing and a food reserve, produced by the female.



## skeleton of a bird





## anatomy of a bird

**buccal cavity**  
Anterior portion of the digestive tract containing the tongue and the salivary glands.

**esophagus**  
Canal in the anterior part of the digestive tract; it carries food to the crop.

**trachea**  
Muscular cartilaginous canal carrying air from the buccal cavity to the lungs.

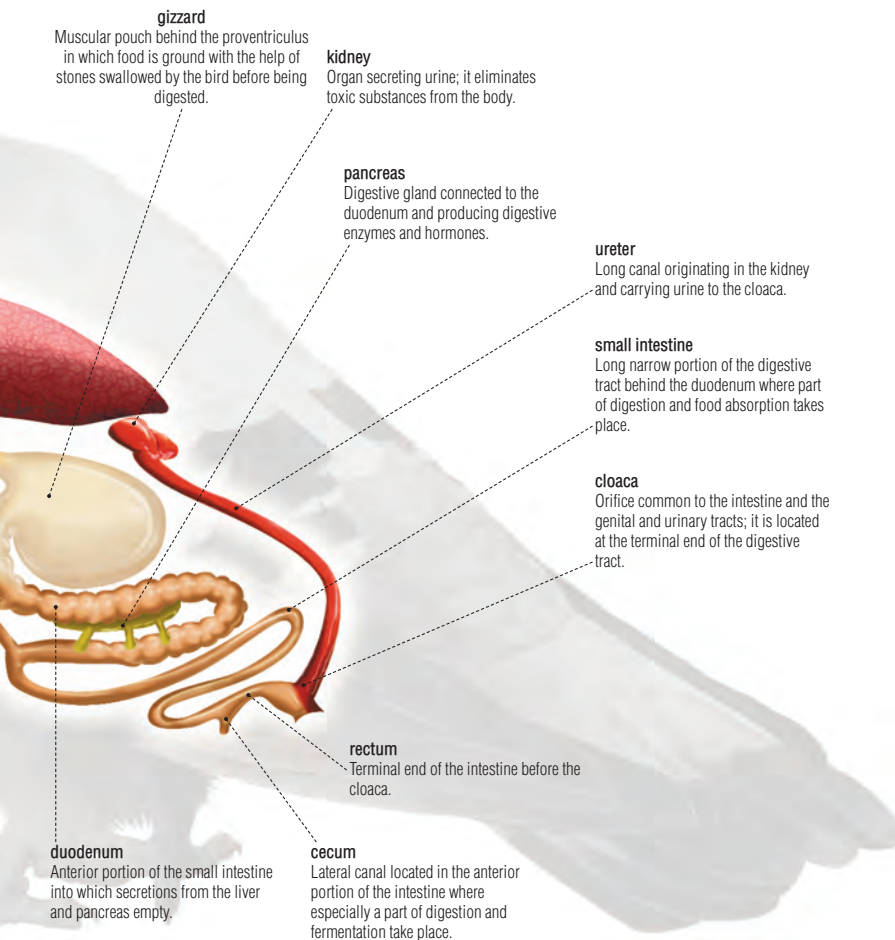
**lung**  
Respiratory organ made up of an extensible tissue and forming a sac; air from the buccal cavity flows into it.

**heart**  
Muscular organ helping blood to circulate.

**crop**  
Large bulge at the back of the esophagus; it can dilate to receive food.

**proventriculus**  
Portion of the digestive tract opening out into the gizzard and secreting substances that help digestion.

**liver**  
Gland secreting mostly a substance (bile) that contributes to digestion.

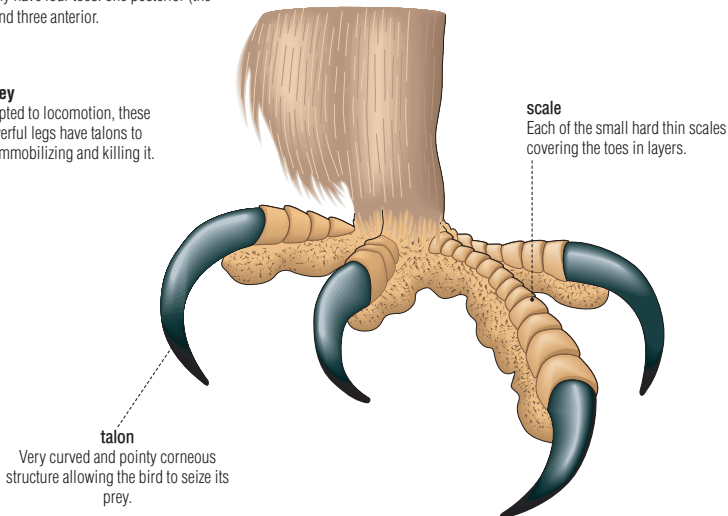


### examples of feet

The feet of birds are adapted to their lifestyle. They usually have four toes: one posterior (the hind toe) and three anterior.

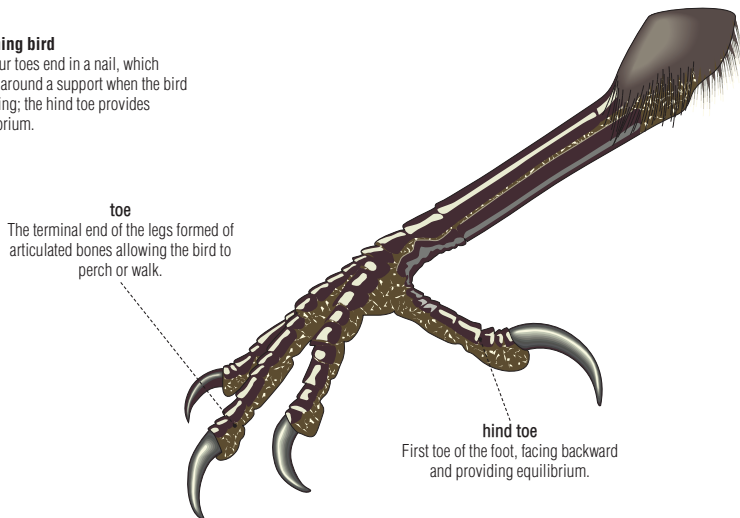
#### bird of prey

Poorly adapted to locomotion, these sturdy powerful legs have talons to grip prey, immobilizing and killing it.



#### perching bird

The four toes end in a nail, which wraps around a support when the bird is resting; the hind toe provides equilibrium.



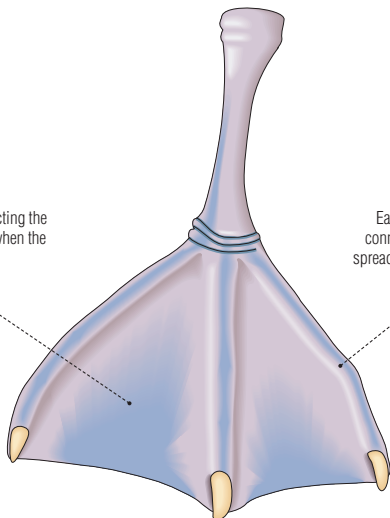


**aquatic bird**

Bird with webbed feet for ease of swimming.

**web**  
Fine membrane of skin connecting the digits of the foot; it stretches when the bird swims.

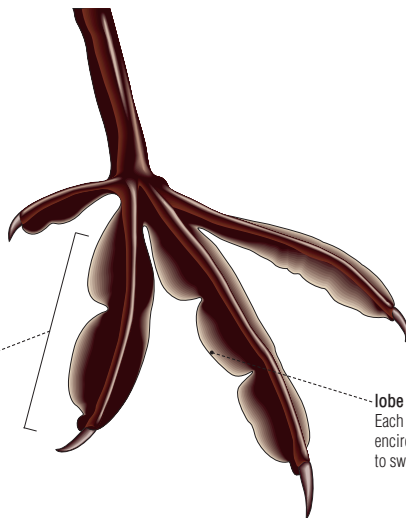
**webbed toe**  
Each of the digits of the foot, connected by membranes; when spread, they make swimming easier.

**aquatic bird**

Bird with lobed toes for ease of swimming.

**lobate toe**  
Each of the flat toes surrounding the lobes; they provide propulsion in the water and prevent slipping out of the water.

**lobe**  
Each of the round cutaneous divisions encircling the toes that allow the bird to swim.



**examples of bills**

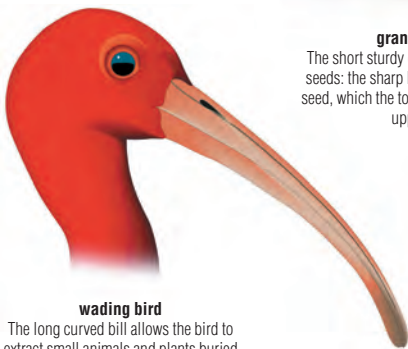
A bill's shape is characteristic of the lifestyle of the bird species. Its main function is to allow the bird to feed, to construct its nest and to defend itself.

**bird of prey**

The short sturdy hooked bill tears apart large prey.

**granivorous bird**

The short sturdy conical bill is used to hull seeds: the sharp lower mandible cracks the seed, which the tongue holds in place on the upper maxilla.

**wading bird**

The long curved bill allows the bird to extract small animals and plants buried deep in the ground, in mud and in marshes.

**aquatic bird**

The large flat bill, with corneous lateral plates, filters water and mud to extract food.

**insectivorous bird**

The long thin pointed bill allows the bird to catch insects in flight.

There are more than 9,000 species of birds scattered around the world.

**hummingbird**


Tiny brightly colored bird with a long thin bill found on the North American continent; it can hover and fly backward.

**finch**

Widespread bird with a melodious song.

**sparrow**

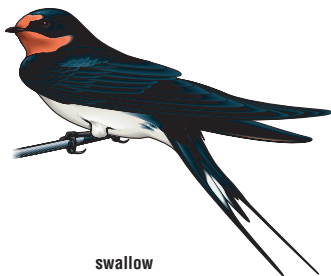
Bird that feeds mainly on seeds and insects; it is widespread in cities and in the countryside.

**European robin**

European perching bird found in woods and gardens characterized by a bright red throat and chest and emitting a fairly loud, lively melodious song.

**kingfisher**

Colorful fish-eating bird that spends most of its time perched by the water's edge.

**swallow**

Widespread in the northern hemisphere and found in highly diverse habitats; it usually feeds on insects caught in flight.

**goldfinch**

Brightly plumed songbird feeding mainly on the seeds of the thistle.

**magpie**

Noisy omnivore found in trees and bushes in temperate regions of the Northern hemisphere.

**starling**

Straight-billed omnivorous bird with dark plumage; it lives in trees.

**swift**

Widespread and very swift insectivore; it is usually airborne since its toes make it difficult to perch.

**oystercatcher**


Swift long-billed bird found in Eurasia; it feeds mainly on shellfish.

**raven**

Strong-billed scavenger with usually black plumage; it sometimes damages crops.

**nightingale**

Bird with a melodious song that feeds on insects and fruit; it is found in the bushes of forests and parks.

**jay**

Usually noisy, brightly colored bird found in forests; it feeds mainly on fruit and insects.

**northern saw-whet owl**


Nocturnal bird of prey found in the forests of North America.

**tern**

Widespread web-footed aquatic bird with long wings and a forked tail; it dives for the fish it feeds on.

**lapwing**

Mainly insectivorous bird found in the wetlands and marshes of Eurasia and Africa; it has a tuft of upright feathers on its head.

**peacock**

Omnivorous bird originally from Asia; during the mating season, the male lifts and spreads its colorful tail feathers to attract females.

**albatross**

Web-footed aquatic bird of the south seas; its wingspan can reach 10 ft, allowing it to glide for hours.

**toucan**

Large yet gentle bird found in the forests of the Americas; its dentate bill allows it to feed especially on fruits and insects.

**heron**

Widespread wading bird found in shallow waters and marshes, mostly piscivorous, with a neck that folds into an S when it is at rest.



**pelican**

Web-footed bird with a lower jaw featuring an extensible pouch for catching fish.

**penguin**

Piscivorous marine bird living in colonies in the southern hemisphere; it has webbed feet and wings that have evolved into fins.

**ostrich**

Flightless bird of Africa reaching over 7 ft in height, with powerful two-toed legs; it is raised for its feathers and meat.

**stork**

Wading bird found in marshes and fields; two species are threatened with extinction.

**flamingo**

Bird with webbed feet and usually pink plumage living in colonies in brackish or salt water; it feeds by filtering water through its bill.



**condor**

Diurnal scavenger of the Americas, with a bald head and neck; one California species is facing extinction.

**vulture**

Diurnal raptor of the Americas and Eurasia, mainly a scavenger, with a bald head and neck, powerful beak and weak talons.

**eagle**

Widely prevalent raptor with piercing eyes, a hooked beak and sharp talons allowing it to catch live prey.

**great horned owl**

Nocturnal raptor found in the forests of North America, with a protruding tuft of feathers on each side of its head.

**falcon**

Diurnal bird of prey with piercing eyes and powerful talons and beak; it captures its prey in flight and is sometimes trained to hunt.

**guinea fowl**

Wild terrestrial bird with a bald head and horned comb originally from Africa and domesticated in Europe for its meat.

**rooster**

Domestic bird (male of the hen) with a large serrated comb and a long-plumed tail.

**chick**

Newly hatched bird covered in down.

**hen**

Domestic fowl (female of the rooster) with a small serrated comb raised in captivity for its eggs and meat.

**turkey**

Bird originating in the Americas with a bald head and neck covered with outgrowths; it is raised in captivity for its meat.

**pheasant**

Bird originally from Asia and characterized by its long tail; its meat is highly prized. Certain pheasants are raised solely for hunting.

**pigeon**

Generally grain-eating bird prized for its meat and its keen sense of direction (carrier pigeon).

**goose**

Web-footed bird of the northern hemisphere better adapted to land than water; certain species are raised mainly for the production of foie gras.

**quail**

Bird found in fields and meadows and much prized as game; certain species are domesticated.

**duck**

Web-footed aquatic bird spending most of its time on water; the domestic duck is raised for its meat and for the production of foie gras.

**bullfinch**

Red-breasted bird found in the woods and parks of Eurasia and the Americas; it feeds mainly on seeds and insects.

**cardinal**

Brightly colored bird with a tuft of upright feathers on its head; it is found mostly in North American woods and gardens.

**partridge**

Land-based bird that flies with difficulty; it is the most hunted game bird.

**cockatoo**

Noisy perching bird with drab plumage and a tuft of upright feathers on its head, found mainly in Australia; it can mimic human speech.

**woodpecker**

Widespread insectivore that pecks at the bark of trees to find food and to nest.

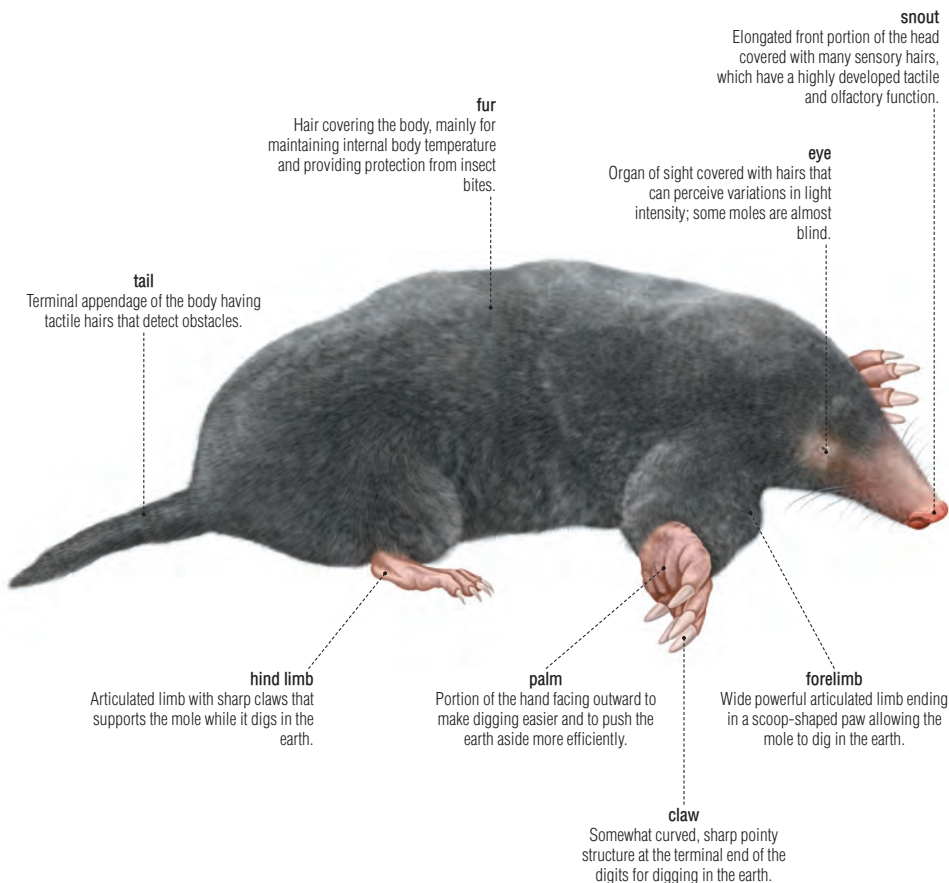
**macaw**

Noisy brightly colored perching bird found in the tropical forests of the Americas; it feeds mainly on seeds and fruit.

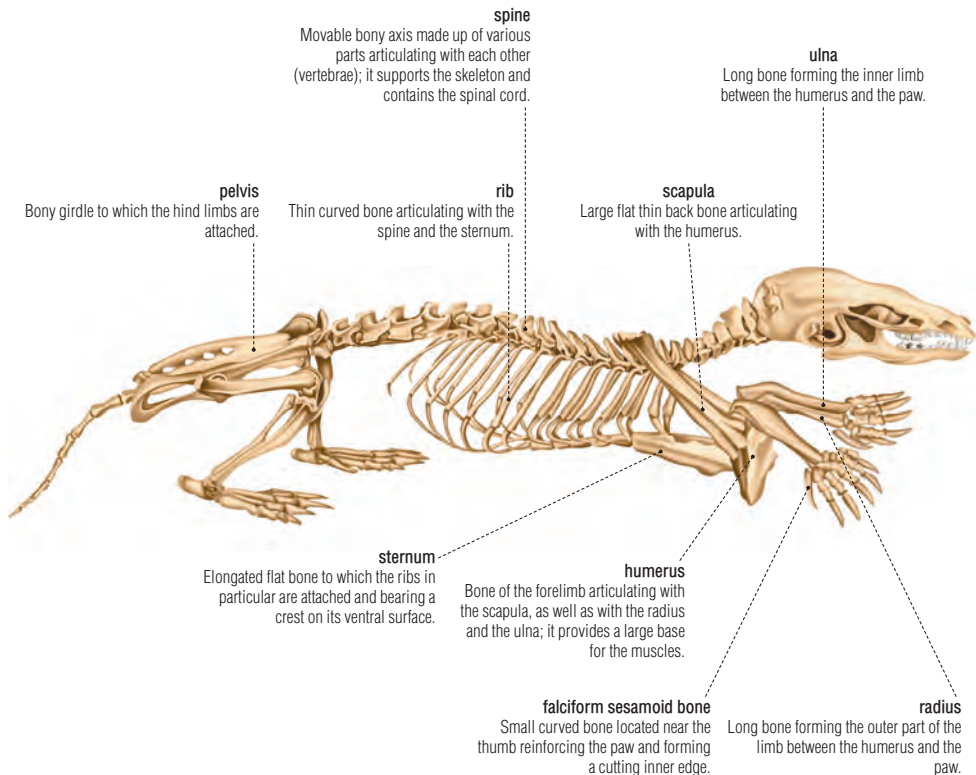
## mole

Insectivorous mammal (about 20 species) found in Eurasia and the Americas; it digs underground tunnels with its front limbs to reach its food.

## morphology of a mole



## skeleton of a mole





## examples of insectivorous mammals

**mole**

Insectivorous mammal (about 20 species) found in Eurasia and the Americas; it digs underground tunnels with its front limbs to reach its food.

**hedgehog**

Insectivorous mammal of Eurasia (about 10 species) with a body usually covered with stiff hairs or barbs, which stand on end when it rolls itself into a ball for protection.

**shrew**


Widespread insectivorous mammal (about 200 species); it occasionally digs tunnels and emits a fetid secretion for protection.



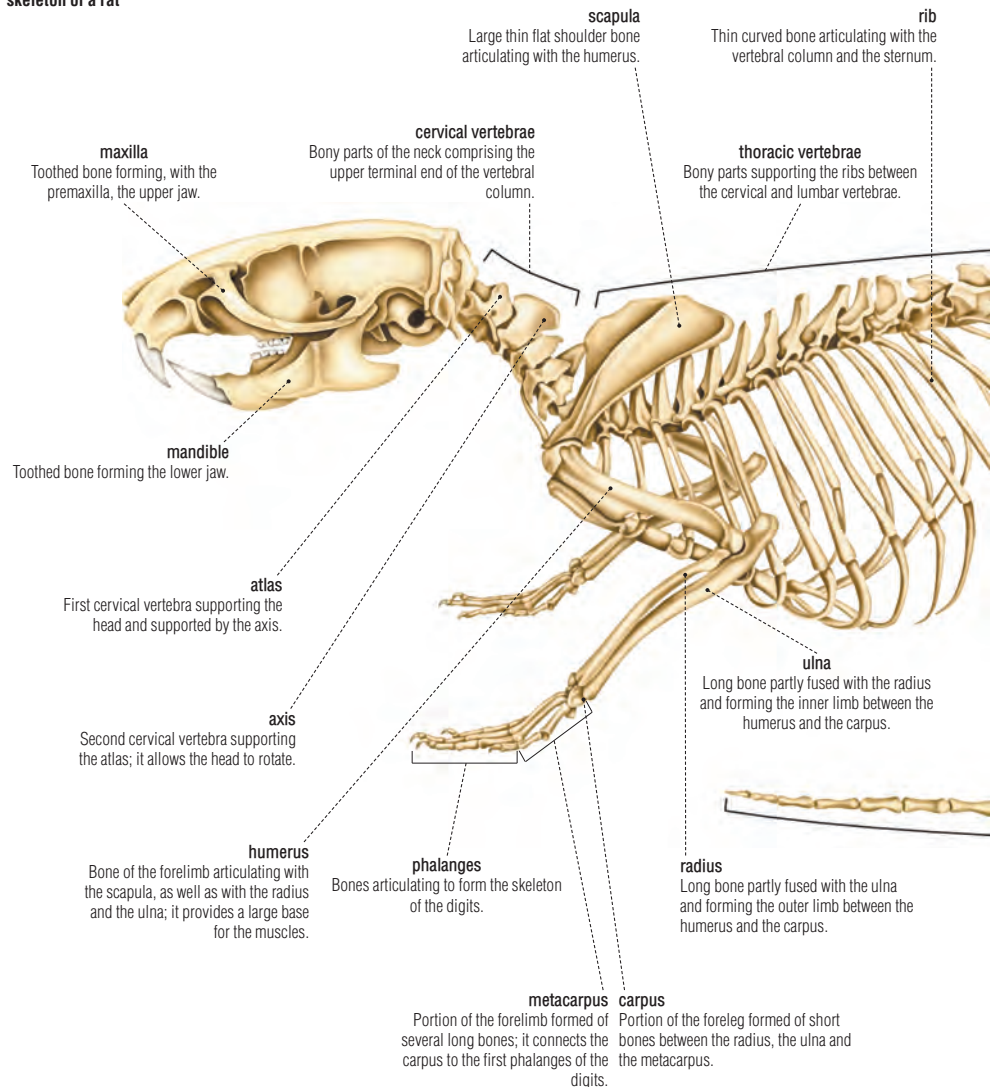
Herbivorous or omnivorous vertebrate (over 2,000 species) with four limbs, a body covered in hair and sharp incisors that grow constantly.

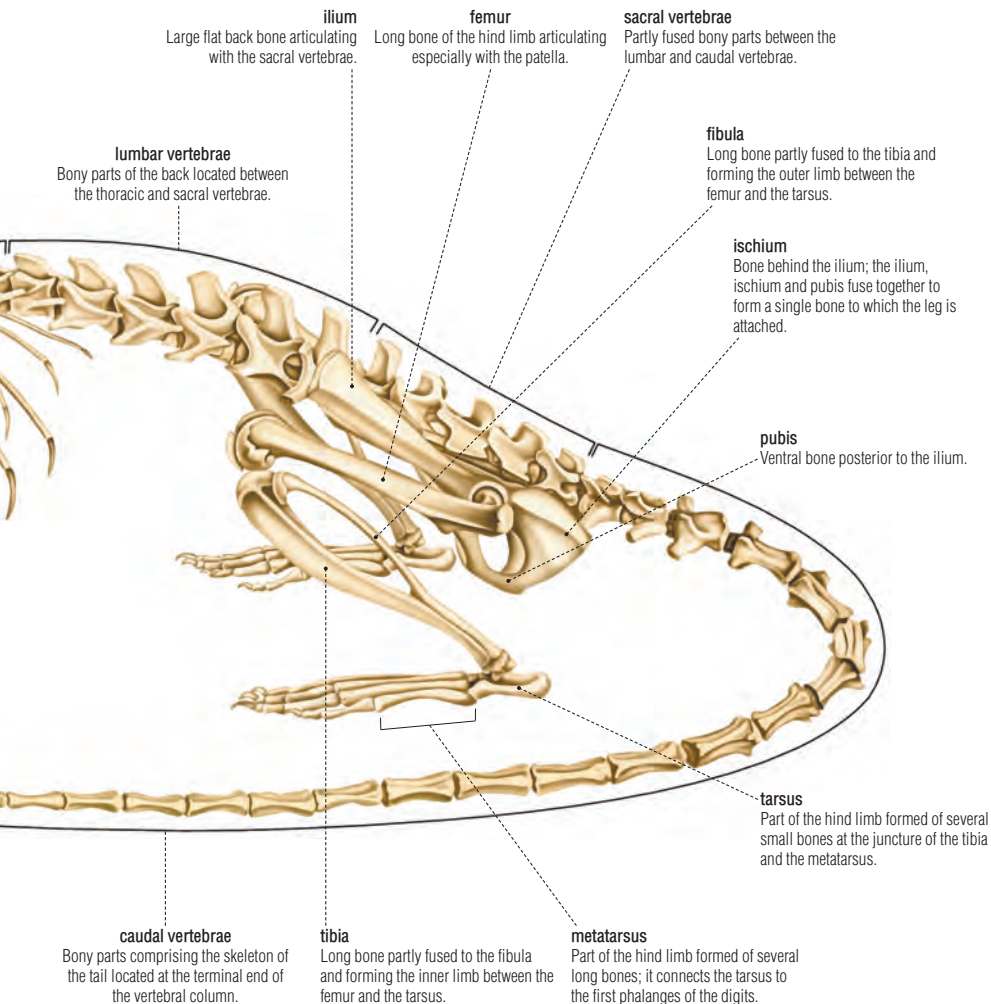
**morphology of a rat**

Rat: omnivorous gnawing mammal with a long tail; it is extremely voracious and prolific.



skeleton of a rat





# examples of rodents



## hamster

Rodent of the Eurasian steppes sometimes domesticated and used for laboratory experiments; it stores its food in its cheek pouches.



## chipmunk

Small, mainly vegetarian North American rodent found in hardwood forests and bushes.



## jerboa

Rodent found in the deserts of Asia and Africa adapted for hopping and able to survive without drinking water.



## guinea pig

Rodent originating in South America, sometimes domesticated but mainly used in laboratory experiments.



## field mouse

Rodent found in woods and fields; it moves about by hopping and can cause serious crop damage.

**rat**

Omnivorous rodent characterized by its intelligence; it can transmit certain viruses and bacteria to humans. Some species are domesticated.

**squirrel**

Mostly vegetarian rodent found in woods and forests around the world, except in Australia; some squirrels move about by gliding from tree to tree.

**groundhog**

Rodent of the northern hemisphere prized for its fur; it hibernates six months a year and emits a high-pitched whistle when in danger.

**beaver**

Amphibious rodent found in Eurasia and North America prized for its fur; it uses branches to build lodges and dams in streams.

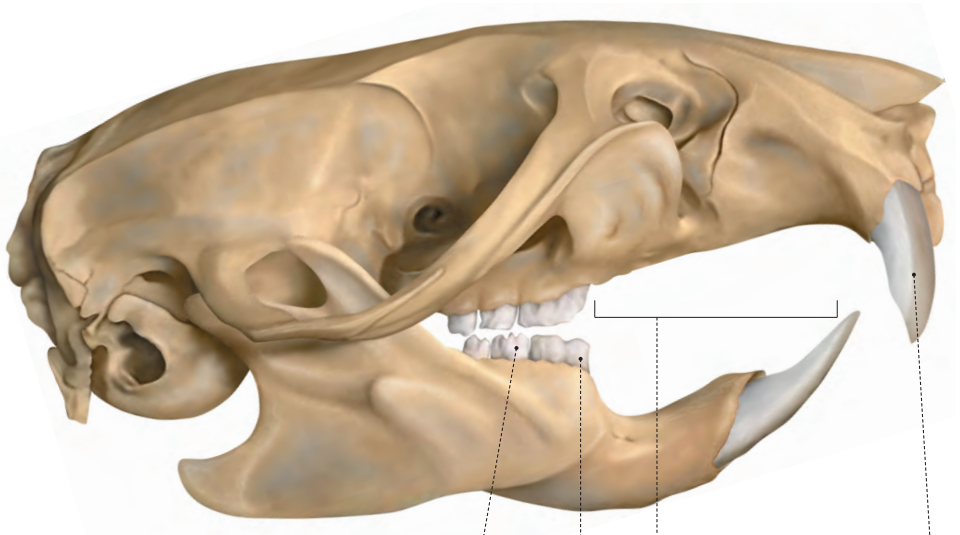
**porcupine**

Rodent found on land and in trees in warm and temperate regions; its body is covered with long sharp quills, which it raises to defend itself.

## rodent's and lagomorph's jaws

Unlike a rodent's jaws, those of a lagomorph have a second pair of (nonfunctional) incisors on the maxilla.

rodent's jaw: rat



**molar**

Large tooth with several roots; it is located at the back of the jaw behind the premolars and used to grind food.

**premolar**

Tooth usually with a single root; it is located behind the diastema and used for grinding.

**diastema**

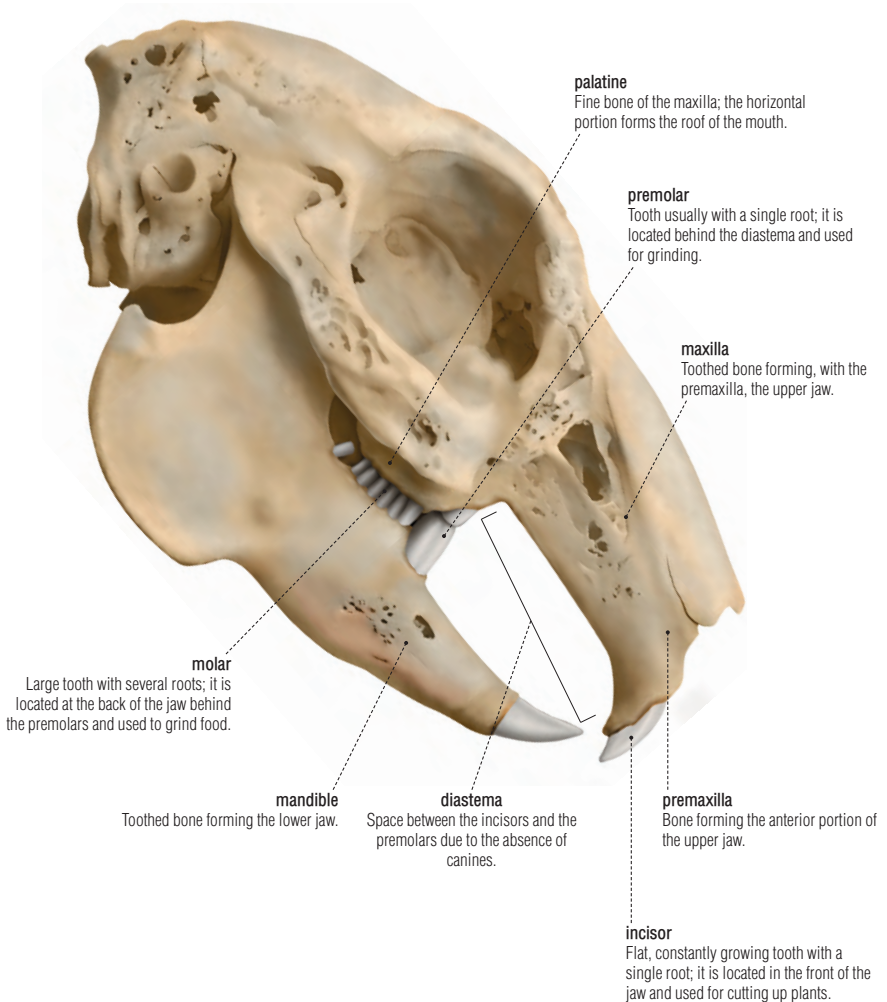
Large space between the incisors and the premolars due to the absence of canines.

**incisor**

Flat, constantly growing tooth with a single root; it is located in the front of the jaw and used for cutting up plants.



lagomorph's jaw: rabbit





## examples of lagomorphs

Lagomorphs: small four-legged herbivorous vertebrates (about 60 species) with dense fur, a short or absent tail and three pairs of incisors.



**pika**

Tailless lagomorph living in the wild in the mountains of Central Asia and North America.



**rabbit**

Widespread and extremely prolific lagomorph living in the wild in burrows; it is also raised for its meat and fur.



**hare**

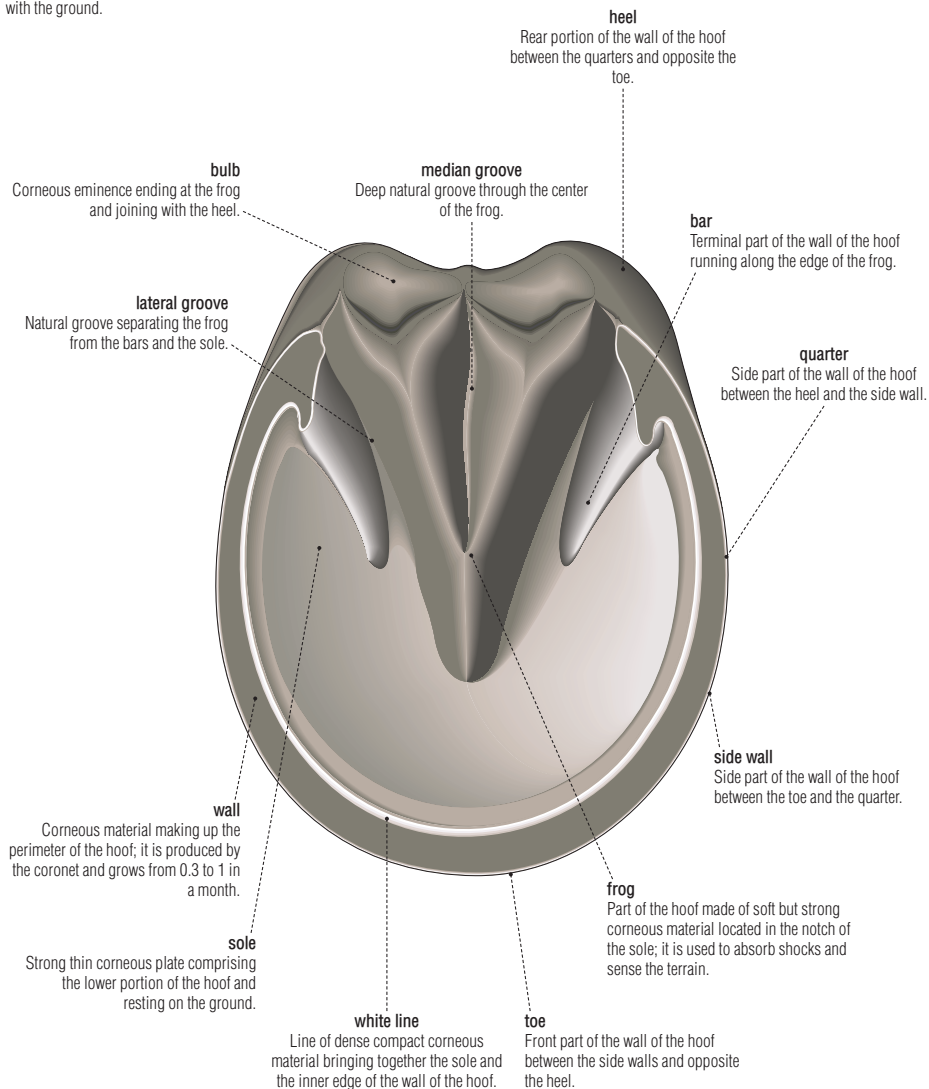
Widespread lagomorph with strong hind limbs adapted for swift running; it lives in the wild and is valued especially for its meat.

Maned ungulate mammal domesticated for riding and for use as a draft animal.



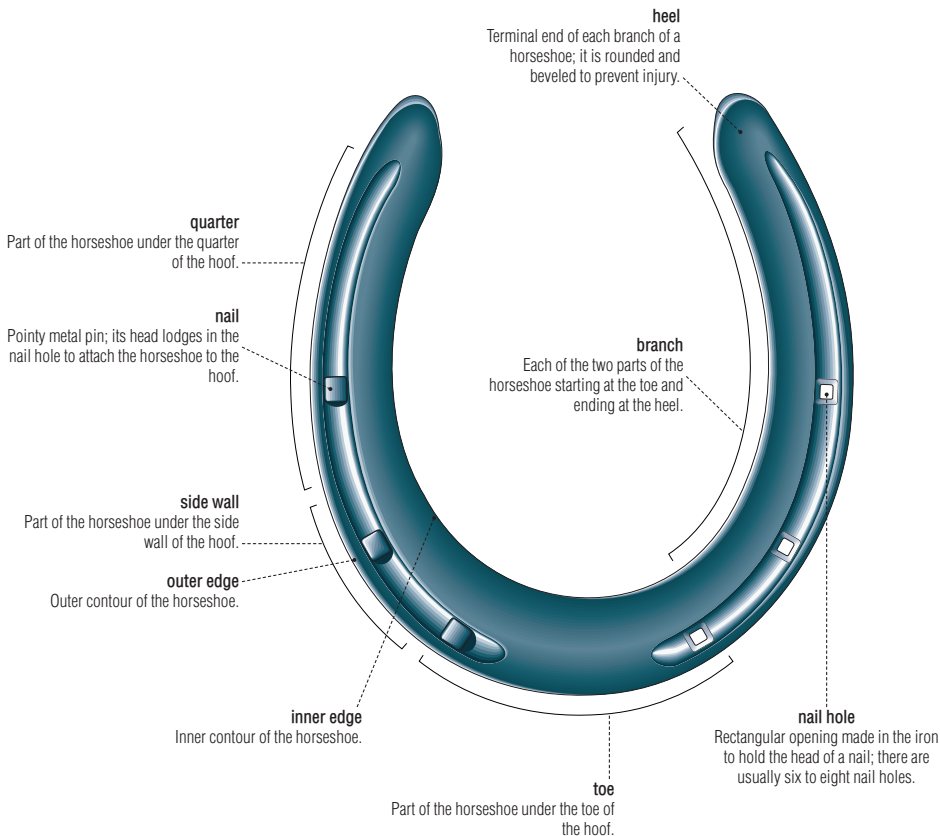
**plantar surface of the hoof**

Corneous lower surface of the hoof in contact with the ground.

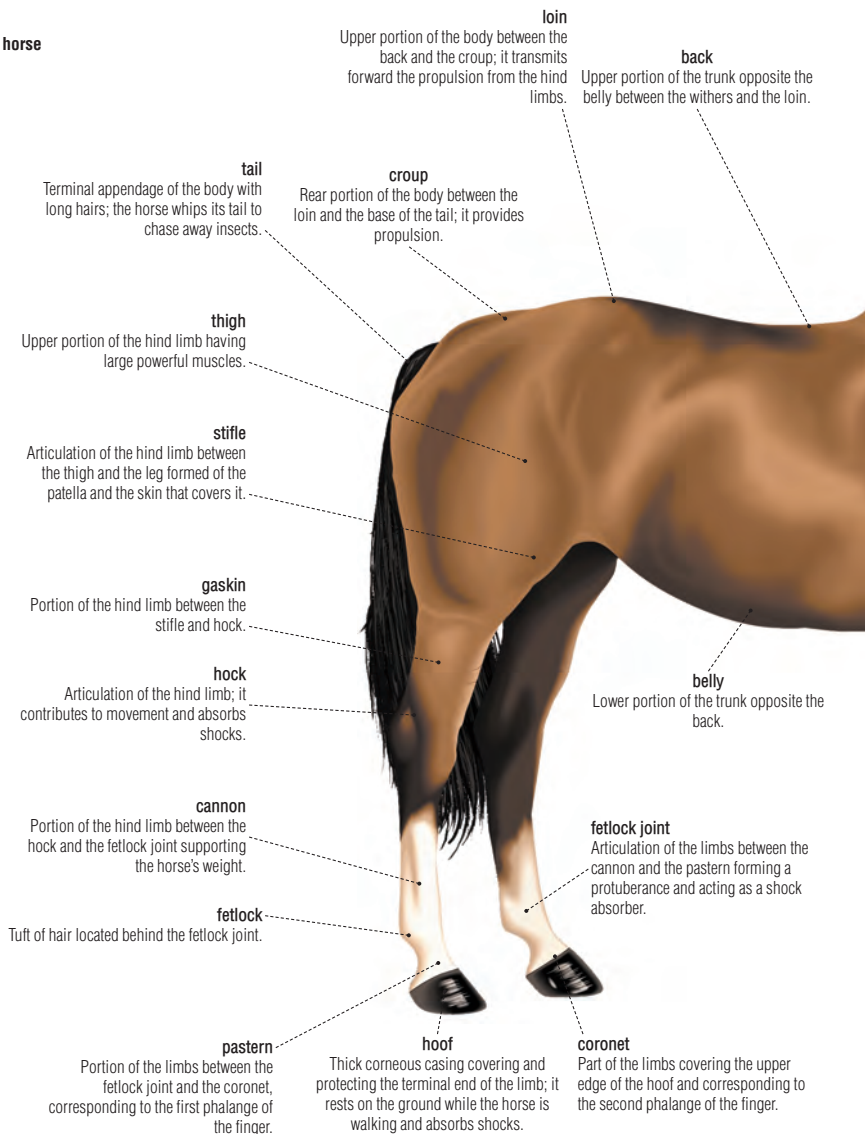


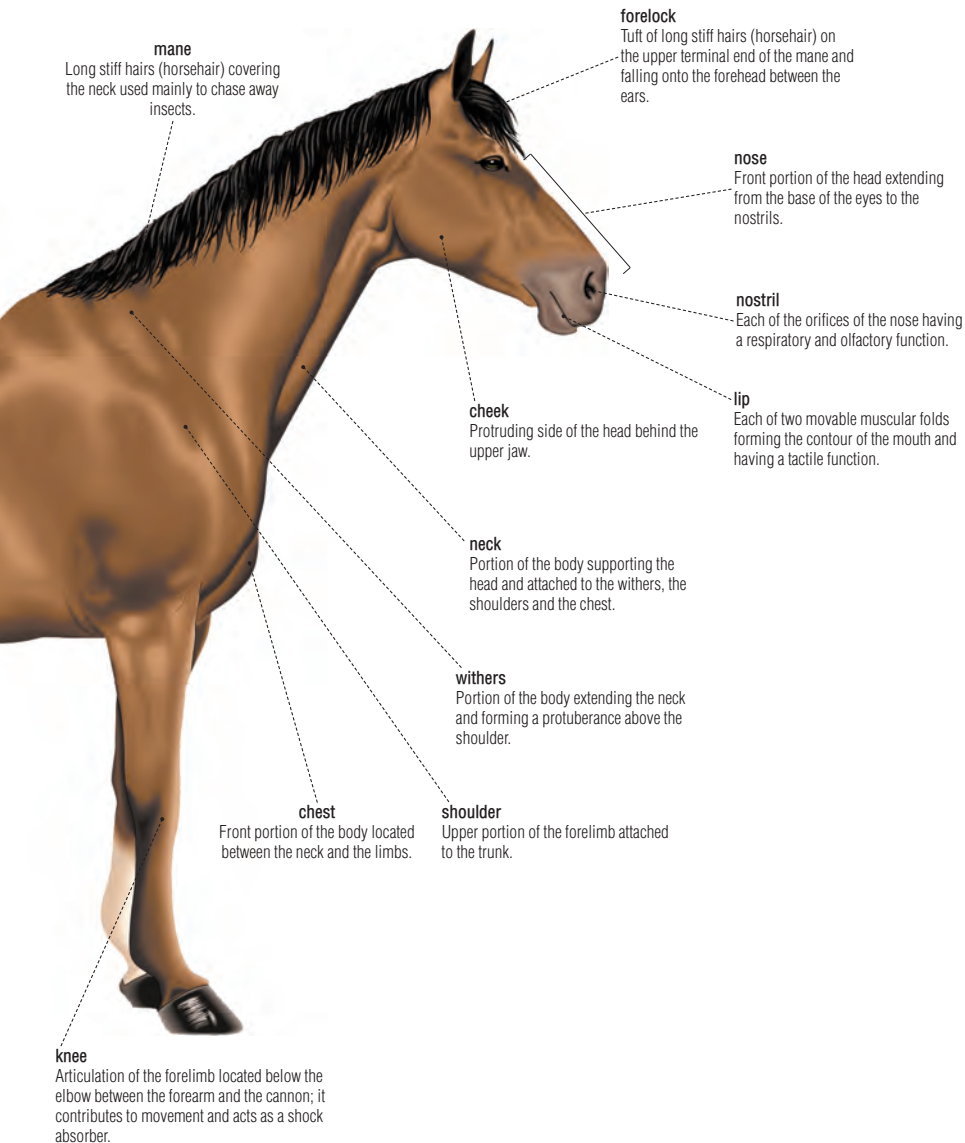
**horseshoe**

Curved metal band nailed under the wall of the hoof to protect it against wear, to absorb shocks and to provide better traction on the ground.

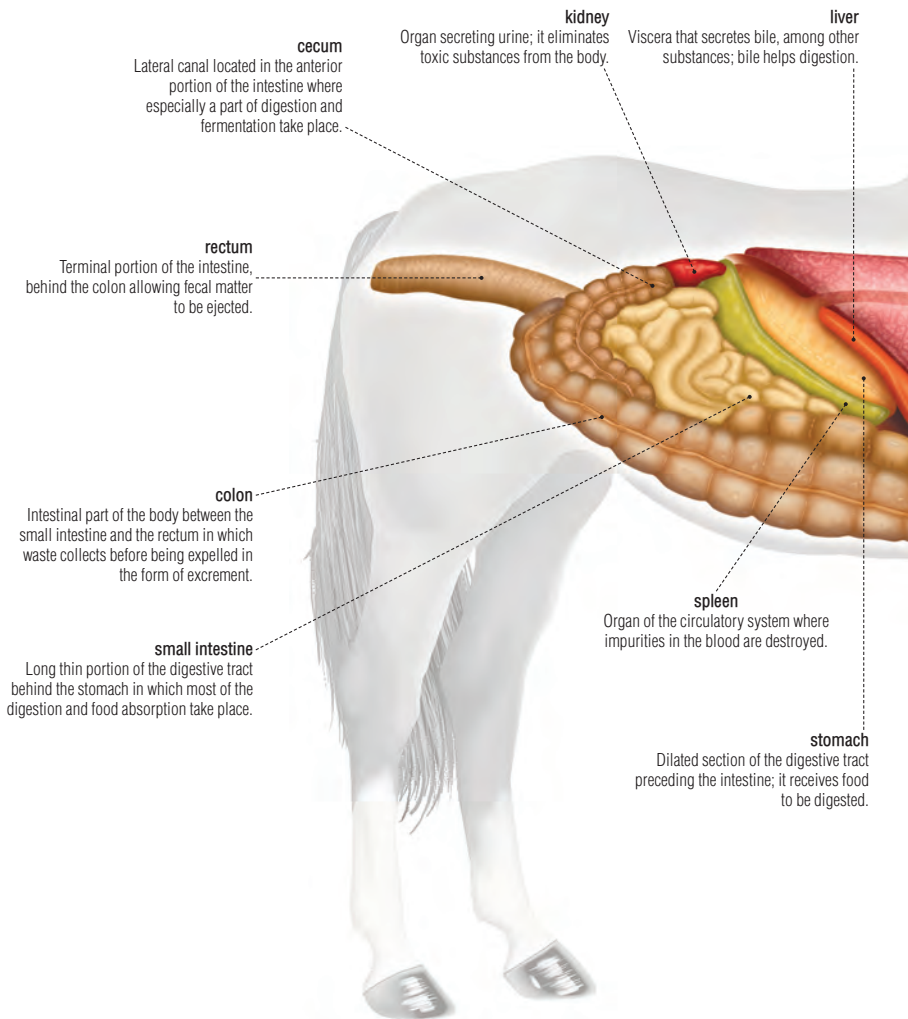


morphology of a horse

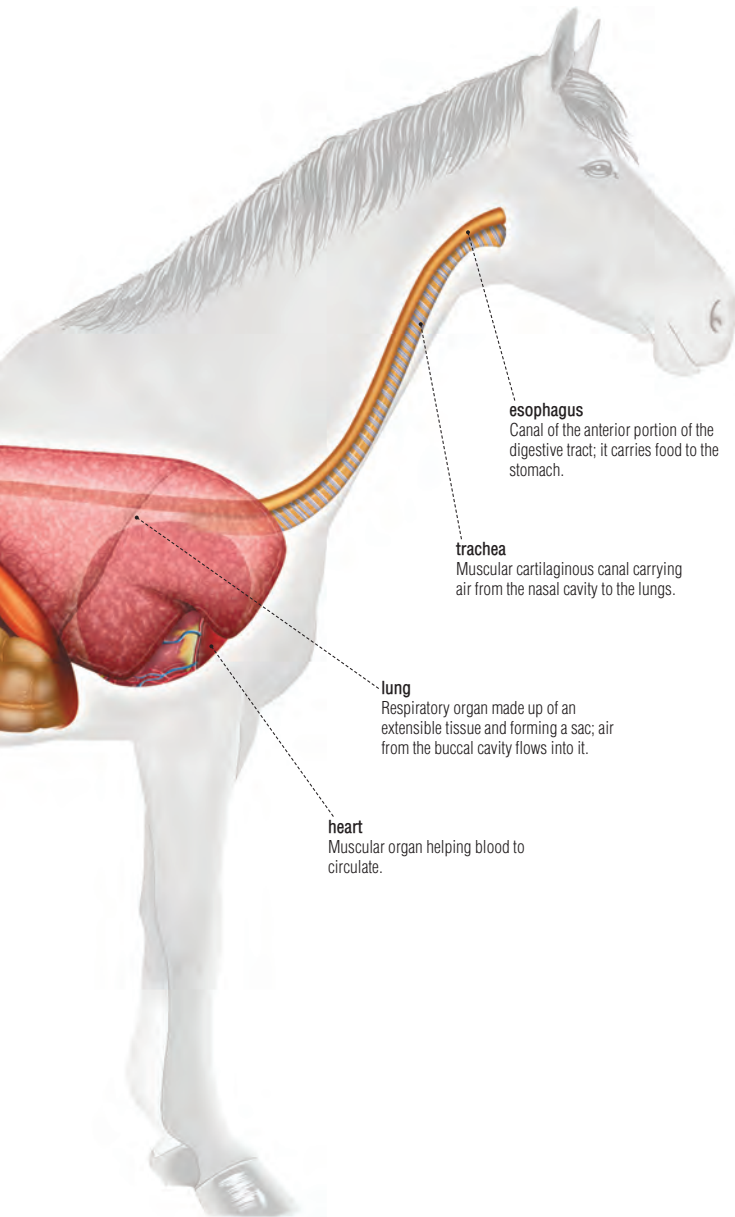




## anatomy of a horse





**esophagus**

Canal of the anterior portion of the digestive tract; it carries food to the stomach.

**trachea**

Muscular cartilaginous canal carrying air from the nasal cavity to the lungs.

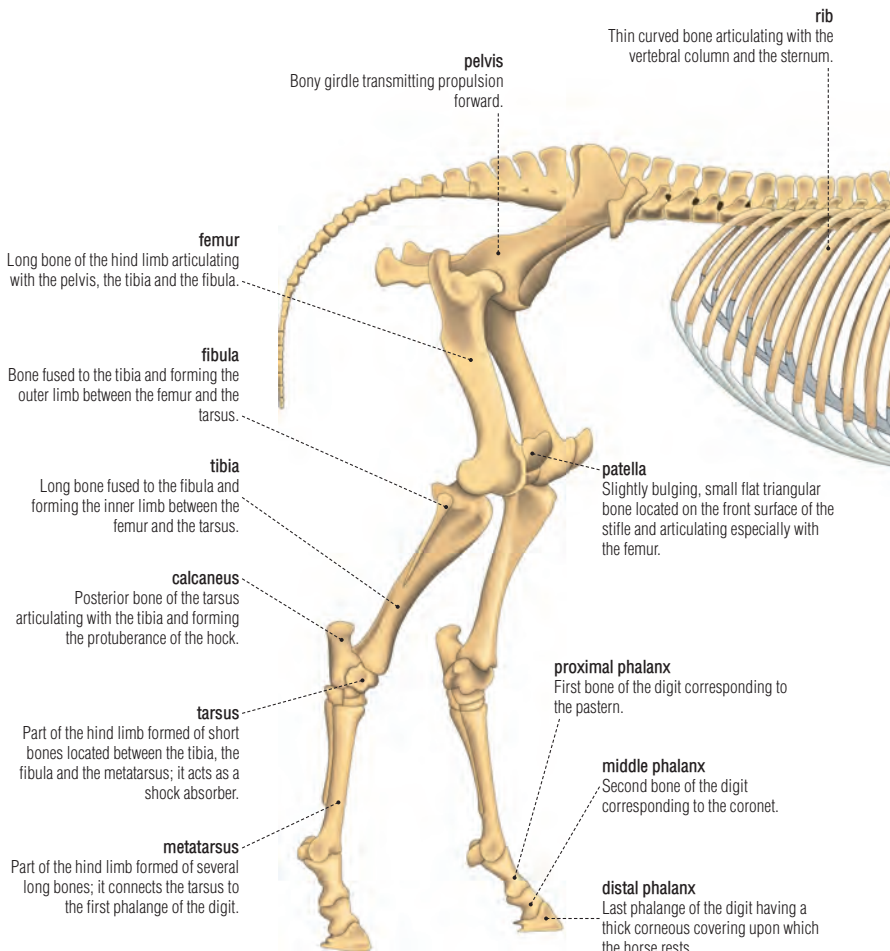
**lung**

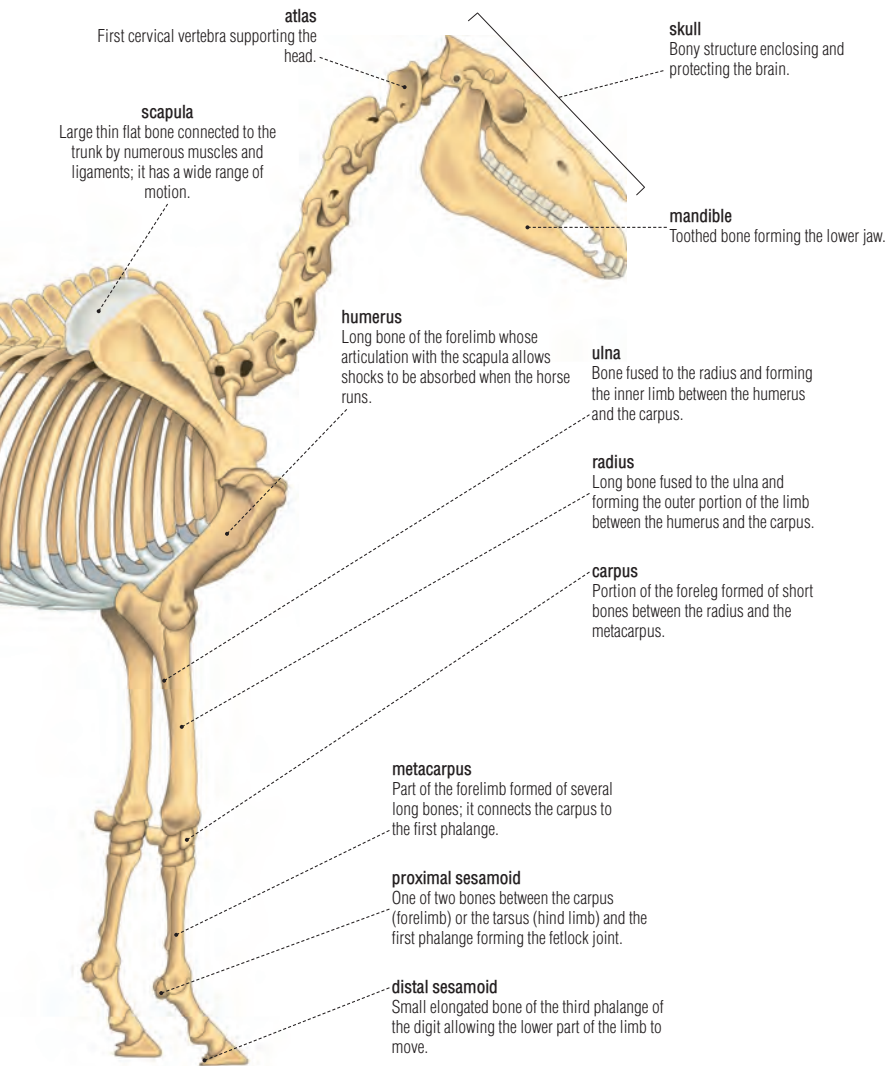
Respiratory organ made up of an extensible tissue and forming a sac; air from the buccal cavity flows into it.

**heart**

Muscular organ helping blood to circulate.

skeleton of a horse





## horse

**gaits**

Natural or acquired means of locomotion used by a horse, based on limb movements. There are four principal gaits.

**walk**

Natural walking gait in four equal movements: each leg lifts and touches down diagonally in succession. This is a horse's slowest gait.

**trot**

Natural jumping gait between a walk and a gallop in two movements: both pairs of diagonal legs alternate in touching down, with a pause in between.

**pace**

Acquired jumping gait in two movements, extremely comfortable and faster than the trot; both pairs of lateral legs alternate in lifting.

**canter**

Natural gait performed in three unequal movements: both diagonal legs work together, while the other two work separately, with a pause in between.

Ungulate mammals can have an odd or even number of toes (from one to five); the number can vary for the forelimbs and the hind limbs.



**one-toed hoof**

The horse, zebra and ass, for example, have one-toed hooves.



**two-toed hoof**

The deer, giraffe, bull, sheep and camel are the principal animals with this kind of hoof.



**four-toed hoof**

The pig, wild boar, hippopotamus and elephant are the principal animals with this kind of hoof.



**three-toed hoof**

The rhinoceros, for example, has this kind of hoof.

## examples of ungulate mammals

There are many species of ungulate mammals; some are wild, some are domesticated and some are both.




**peccary**

Wild ungulate found in the forests of the Americas having a dorsal gland that emits a nauseous secretion; it is prized for its hide.



**wild boar**

Wild ungulate found in forests and marshes with sharp canines that it uses to defend itself; it is hunted for its hide.



**pig**

Domestic omnivorous ungulate raised mainly for its meat and its hide.



**sheep**

Ungulate ruminant covered with a thick woolly coat domesticated for its milk, meat and wool.



**antelope**

Ungulate ruminant with hollow horns found throughout Africa and Asia; it runs very fast and is prized for its meat and hide.



**mouflon**

Extremely agile ungulate ruminant found in the wild in mountainous regions.




**ass**

Wild maned ungulate originally from Africa domesticated as a pack animal.



**mule**

Sterile male, a cross between an ass and a mare (female of the horse); it is very hardy and can carry heavy loads.



**ox**

Castrated bovine (male of the cow) domesticated for its meat and sometimes used as a draft animal.




**cow**

Ungulate ruminant with horns (female of the bull); it is raised for its milk and meat, and for reproduction.



**goat**

Ungulate ruminant with hollow horns able to jump and climb; it is domesticated for its milk and meat.



**calf**

Baby cow, male or female, up to the age of one year raised for its meat.



**zebra**

Maned ungulate that runs very fast; it is found in herds in the forests and steppes of Africa.



**horse**

Maned ungulate mammal domesticated for riding and for use as a draft animal.





**caribou**

Ungulate ruminant found in cold regions of the northern hemisphere; it is raised in captivity by some peoples for its meat, hide and milk, and as a draft animal.



**white-tailed deer**

Wild ungulate ruminant of North America; it runs very fast and is highly prized as game.



**wapiti**

Wild ungulate ruminant of Canada; a good swimmer and runner, it is prized for its meat and antlers and is sometimes raised in captivity.



**llama**

Ungulate ruminant found in the mountains of South America; it can be wild or domesticated and is highly prized for its wool.



**buffalo**

Ungulate ruminant found in the tropical regions of Africa and Asia; it is wild or raised in captivity for its meat and milk, and as a draft animal.



**okapi**

Ungulate ruminant of Africa with an extensible and prehensile tongue; only the male has small horns.



**dromedary camel**

Single-humped ruminant ungulate of Africa adapted to arid climates; it is used especially as a pack animal and for riding.



**bactrian camel**

Two-humped ruminant ungulate of Asia adapted to arid climates; it is domesticated especially for its meat, milk and hide, and as a pack animal.



**bison**

Ungulate ruminant of North America and Europe, usually wild, sometimes raised for its meat.



**yak**

Ruminant ungulate of Central Asia domesticated in Tibet for its milk and its hide, and as a pack animal.



**moose**

Ruminant ungulate found in the cold regions of the northern hemisphere with wide hooves that allow it to wade through marshes and ponds.

**rhinoceros**


Ungulate found in the savannas and marshy areas of Africa and Asia with a one-horned or two-horned muzzle; it is threatened with extinction.

**hippopotamus**

Amphibious ungulate of Africa that can weigh up to 6 tons; it defends itself with its canine teeth, which grow constantly.

**giraffe**

Ruminant ungulate found in African savannas that can reach 23 feet in height; it has a prehensile tongue and small horns.

**elephant**

The largest land mammal today, found in the forests and savannas of Africa and Asia; it is hunted for its ivory tusks.

Carnivorous mammal with an excellent sense of smell; it has been domesticated since prehistoric times and trained to perform a number of tasks: guarding and protecting, detecting, carrying and hunting.

**dog's forepaw**

Articulated limb ending in four toes allowing the dog to move about, dig and scratch.

**claw**

Nonretractable corneous structure that is not very sharp; the dog digs with it and it provides stability and grip.

**digital pad**

Thick cutaneous bulge, elastic and resistant to wear upon which the toe rests; it contributes to locomotion and absorbs shocks.

**toe**

Terminal end of the limb supporting the body; it is formed of various articulated bones and ends in a claw.

**dewclaw**

Pointy corneous appendage, the remnant of a thumb; it does not touch the ground and is often absent on the hind limb.

**palmar pad**

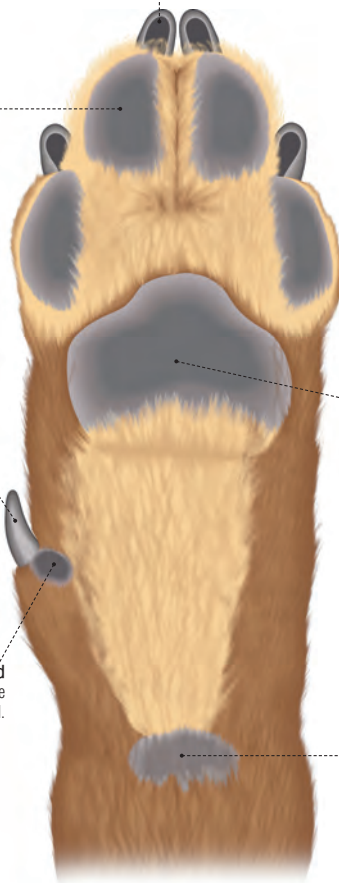
Thick cutaneous bulge, elastic and resistant to wear supporting the metacarpus; the dog uses it to move about and it absorbs shocks.

**dew pad**

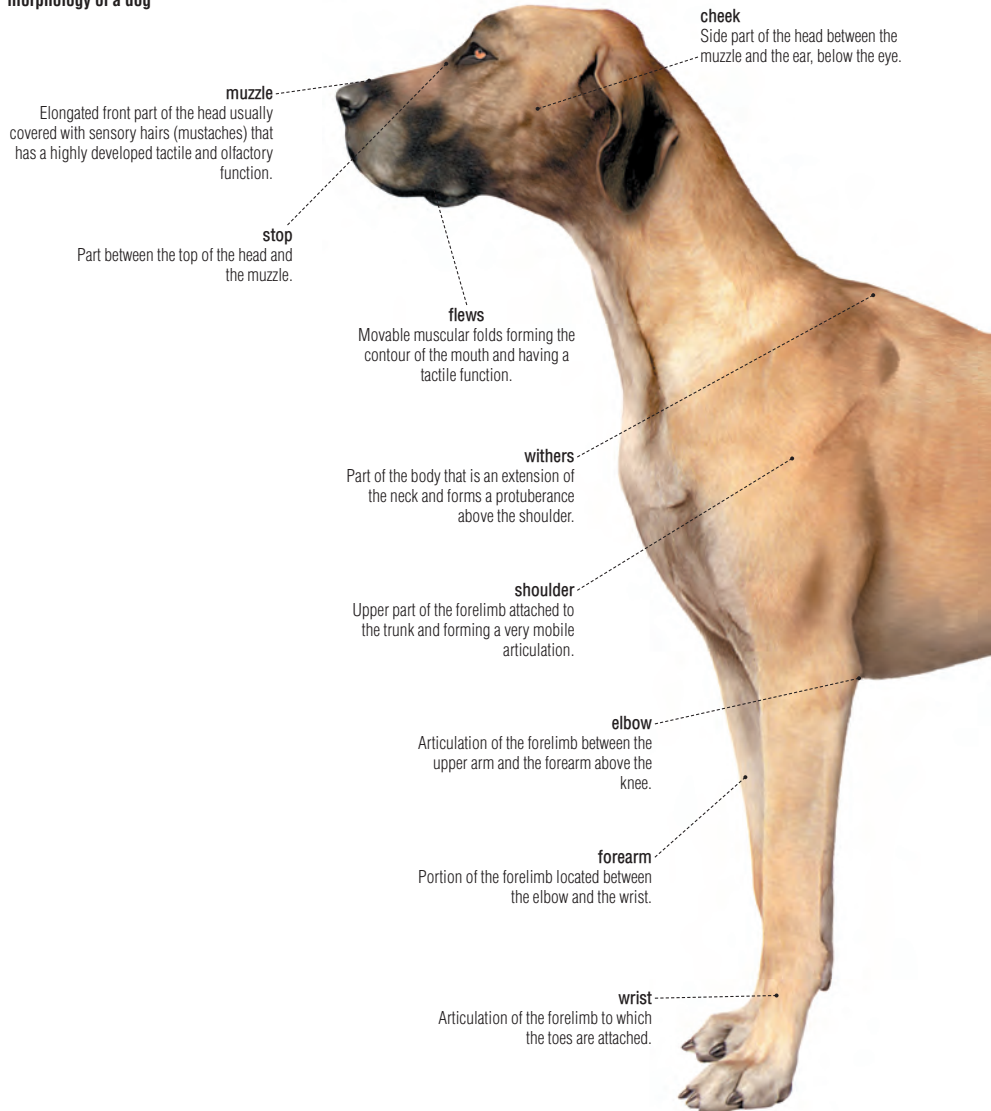
Thick elastic cutaneous bulge located at the base of the dewclaw; it does not touch the ground.

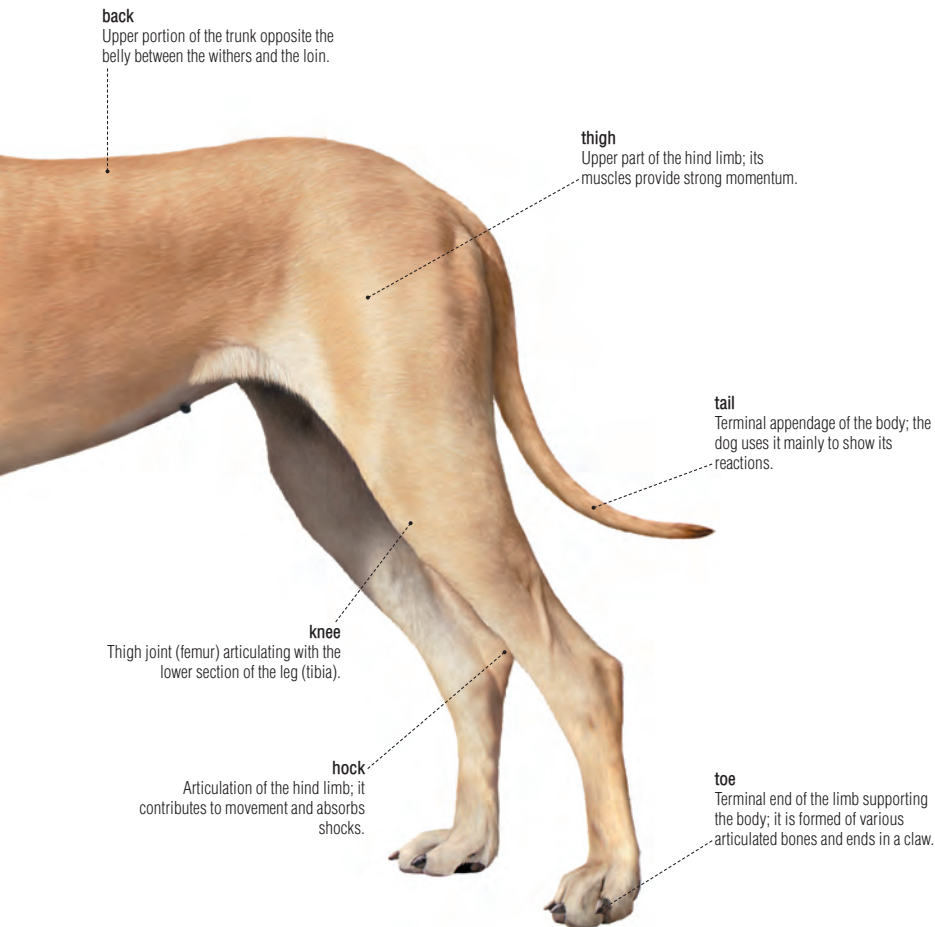
**carpal pad**

Thick cutaneous bulge, elastic and resistant to wear; it does not touch the ground but prevents the dog from sliding as it lands after a jump.

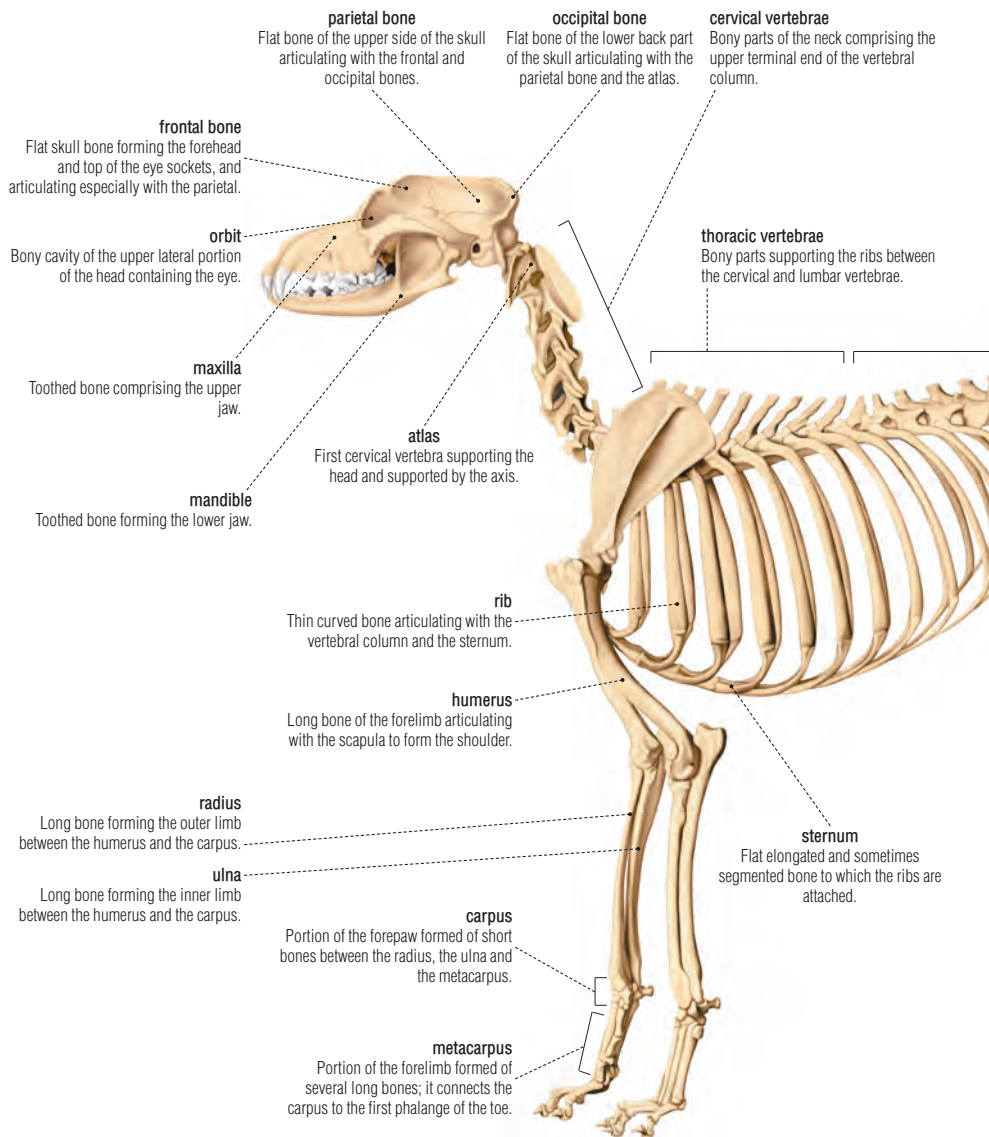


## morphology of a dog

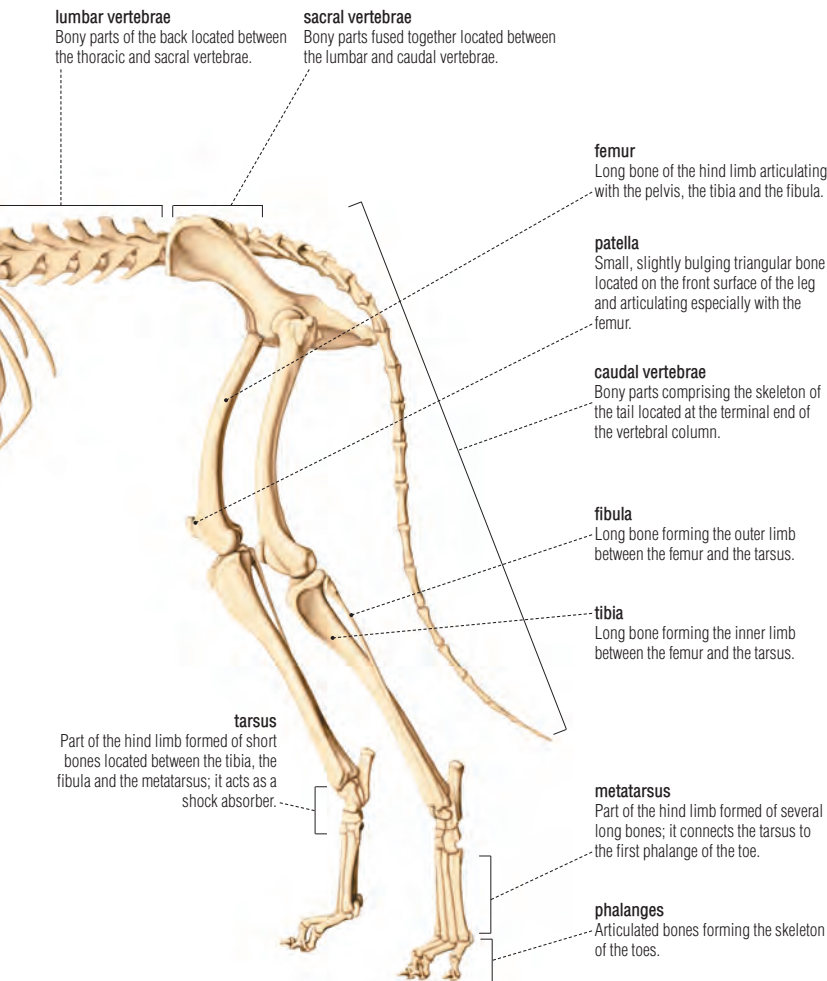




## skeleton of a dog







## dog breeds

There are about 350 breeds of dog, classified into 10 groups according to their morphology and use.

**bulldog**

Extremely affectionate and playful pet with a muscular body; it becomes aggressive when its owner is attacked.

**schnauzer**

Strong energetic dog originally from Germany, used as a guard dog and also as a pet.

**poodle**

The most common pet in the world, usually very faithful and very fond of water; poodles are also used as circus performers.

**collie**

Scottish sheep dog and an affectionate and highly valued pet; the long-haired variety is more common than the short-haired variety.

**chow chow**

Pet originally from China, independent and reserved, it is also used as a guard dog.

**German shepherd**

The most common multipurpose dog in the world: sheep dog, guard dog, police dog (detection and search), guide dog for the blind and pet.

**greyhound**

Muscular streamlined dog; it is very swift and is used mainly for hunting and sports competitions.

**Saint Bernard**

Large, very muscular dog mainly used in mountain rescues.

**Great Dane**

Very tall pet and guard dog, originally from Germany; it is affectionate and well behaved.

**dalmatian**

Energetic and quite independent pet valued for its elegance; it also makes a good guard dog.

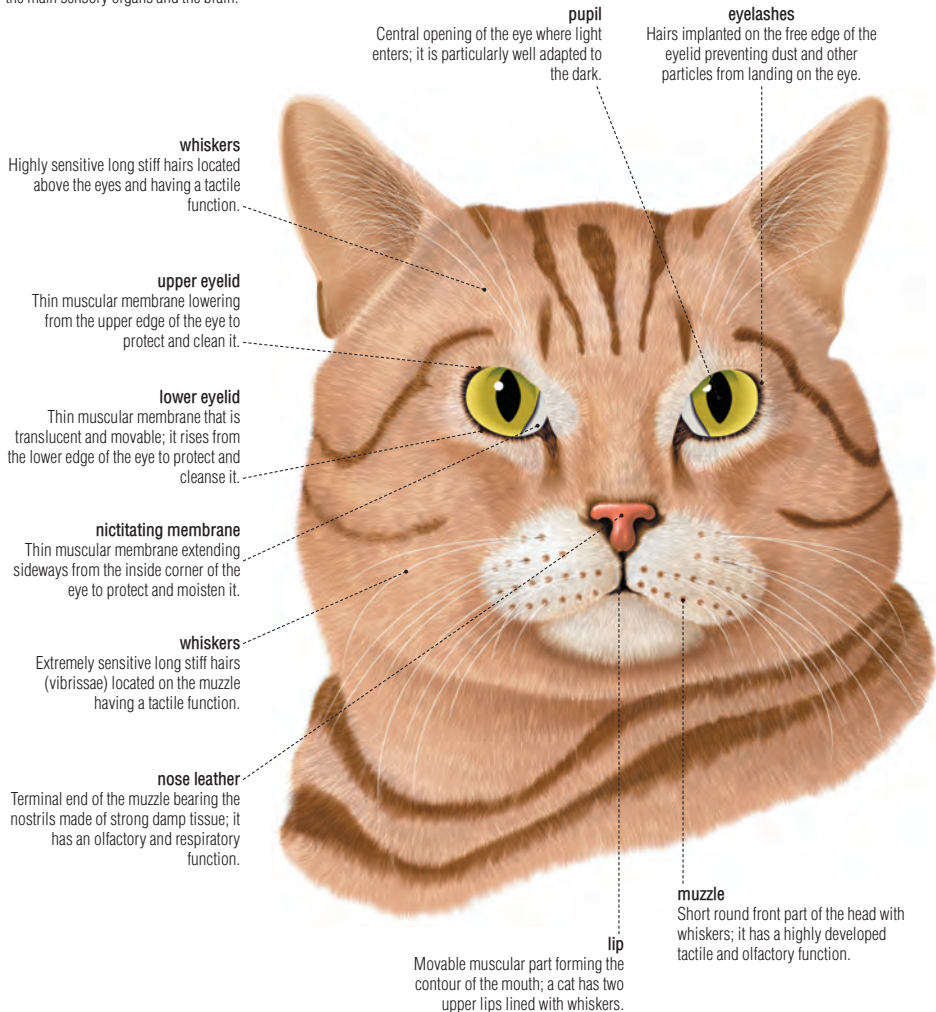


## cat

Carnivorous mammal with a supple muscular body and paws ending in retractable claws; it is a very common pet.

**cat's head**

Anterior portion of the body containing the main sensory organs and the brain.



## morphology of a cat

**eye**

Organ of sight especially adapted to darkness; it mainly perceives light intensity, motion and certain colors.

**ear**

Highly mobile organ of hearing, also contributing to equilibrium; cats have a highly developed sense of hearing.

**tail**

Terminal appendage of the body providing equilibrium when the cat jumps.

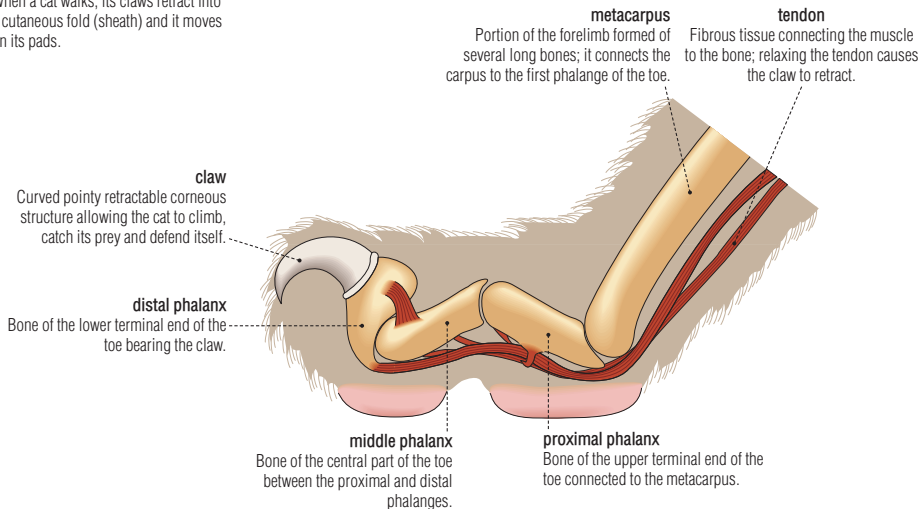
**fur**

Hair covering the body, mainly for maintaining internal body temperature and providing protection from insect bites.

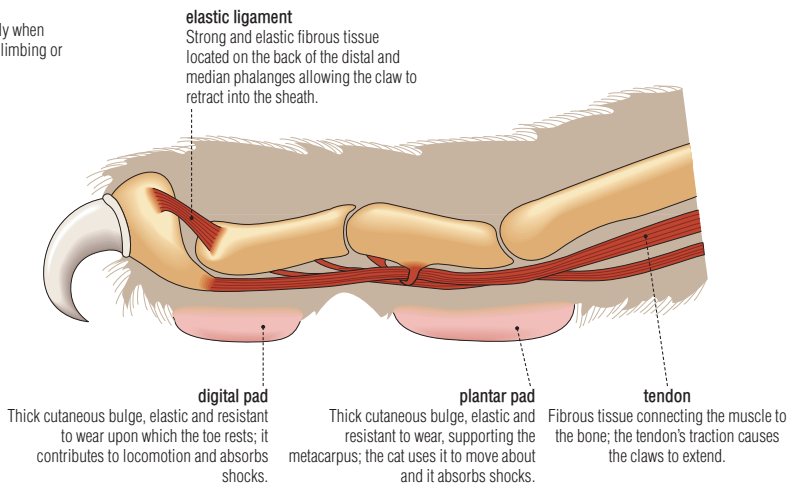


**retracted claw**

When a cat walks, its claws retract into a cutaneous fold (sheath) and it moves on its pads.

**extended claw**

A cat uses its claws only when necessary, mainly for climbing or killing its prey.





There are more than 30 officially recognized breeds of domestic cat, classified into three groups according to the length of their hair (short, medium-long or long).

**Siamese**

Slender cat originally from Thailand, playful and affectionate; it has a loud raucous meow.

**Abyssinian**

Svelte cat originally from Egypt or Ethiopia, docile and energetic; it has a melodious meow.

**Maine coon**

Sturdy cat, calm and affectionate, with a melodious meow; very popular in the U.S. but less common in Europe.

**Manx**

Tailless cat with hind limbs longer than its forelimbs.

**American shorthair**

Energetic and resilient cat that is in great demand in the U.S. and Japan.

**Persian**

Highly prized cat with silky fur, calm and affectionate; there are many varieties differentiated by the color of the fur and the eyes.



## examples of carnivorous mammals

Carnivorous mammals (about 270 species) that have strong canines (fangs) and sharp molars (carnassials) adapted for eating flesh.



**weasel**

Very agile carnivorous mammal common in Eurasia; it is capable of attacking large prey (rats, voles, rabbits) in spite of its size.



**mink**

Carnivorous amphibious and mostly nocturnal mammal with webbed feet found in Eurasia and the Americas; it is hunted and raised in captivity for its highly prized fur.



**stone marten**

Mostly nocturnal carnivorous mammal of Eurasia; it is a good swimmer and climber and often catches fowl, domestic rabbits and rats.



**fennec**

Nocturnal carnivorous mammal found in the deserts of Arabia and North Africa; it is easily tamed and capable of going without water for long periods.



**fox**

Very common carnivorous mammal living in a den and hunting at night (mostly rodents); its fur is highly prized.



**mongoose**

Very agile carnivorous mammal of Africa and Asia; it is easily tamed and is used to destroy harmful pests (snakes, rats).

**badger**

Mostly nocturnal, carnivorous mammal of the northern hemisphere digging complex tunnels; its hairs are used to make hairbrushes and paintbrushes.

**marten**

Mostly nocturnal agile carnivorous mammal of Eurasia and North America prized for its silky fur; it is a good climber.

**river otter**

Widespread carnivorous amphibious and usually nocturnal mammal with webbed feet feeding mainly on fish and prized for its fur.

**raccoon**

Mostly nocturnal carnivorous mammal of the Americas.

**skunk**

Carnivorous mammal of the Americas, whose fur is prized; when threatened, it releases a nauseous and irritating secretion from its anal glands.

**hyena**


Carnivorous scavenger of Africa and Asia; it is the only animal that will attack a lion to steal its food.

**lynx**

Very agile and powerful carnivorous mammal found in the forests of the northern hemisphere; it is a night hunter with piercing eyes and its fur is highly prized.

**cougar**

Carnivorous mammal of the Americas living in various habitats (mountains, forests); it hunts only at night and is famed for its ability to leap.

**lion**

Large carnivorous mammal common mainly in Africa that lives in groups called prides; only the male has a mane.

**cheetah**

Carnivorous mammal of Africa and the Middle East with nonretractable claws; it is the fastest of the land mammals, reaching speeds of 62 mph.

**leopard**

Carnivorous mammal of Africa and Asia with yellow fur and black spots; it mostly lives in trees and usually hunts at night.

**jaguar**

Carnivorous mammal of Central and South America with spotted fur; it is an excellent swimmer and hunts at night.

**tiger**

Large and very powerful carnivorous mammal of Asia; it hunts at night.

**wolf**

Nocturnal carnivorous mammal of Eurasia and North America; it lives in packs and hunts large mammals (deer).

**black bear**

Mostly nocturnal carnivorous mammal of North America; it is a good swimmer, is an excellent climber and feeds mainly on fruit and nuts.

**polar bear**

Carnivorous mammal of arctic regions; a good swimmer, it feeds mainly on seals and fish, and is the largest carnivorous land mammal.



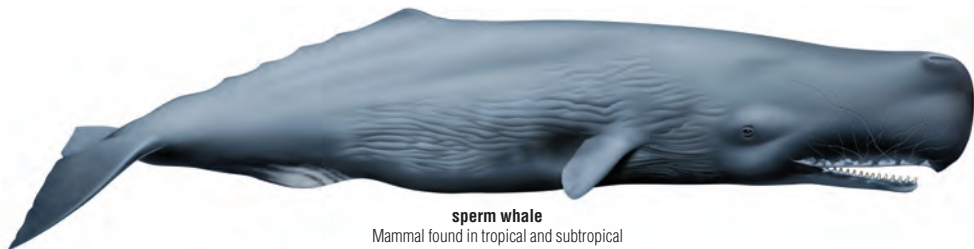
Marine mammals: many actively hunted species (more than 110 out of 116) are protected or are subject to hunting restrictions.

**killer whale**

Widespread swift aggressive marine mammal reaching up to 30 feet in length; it attacks mainly young whales and dolphins.

**northern right whale**

Marine mammal that can reach 100 feet in length and with a mouth lined with corneous plates (baleen); it was previously hunted especially for its oil and meat.

**sperm whale**

Mammal found in tropical and subtropical waters reaching up to 65 feet in length; hunted mainly for its meat and blubber, it is now a protected species.

**sea lion**


Amphibious marine mammal with external ear flaps that moves about on land with the help of its four limbs; it is hunted mainly for its fur.

**walrus**

Amphibious marine mammal of arctic regions; it is hunted for its hide, blubber and ivory tusks.

**seal**

Short-haired amphibious marine mammal lacking external ear flaps that moves about on land by dragging its body; it is hunted for its meat, blubber and fur.

**humpback whale**

Widespread marine mammal with a mouth lined with corneous plates (baleen) and numerous longitudinal grooves on its throat.



**porpoise**

Mammal found in cold and temperate waters whose flesh is highly prized; it is a protected species.

**dolphin**

Mammal of warm and temperate waters famed for its intelligence; it is a swift swimmer (about 28 mph).

**narwhal**

Mammal of arctic waters; the male, whose spiraled tusk can reach 10 feet in length, is hunted for its ivory.

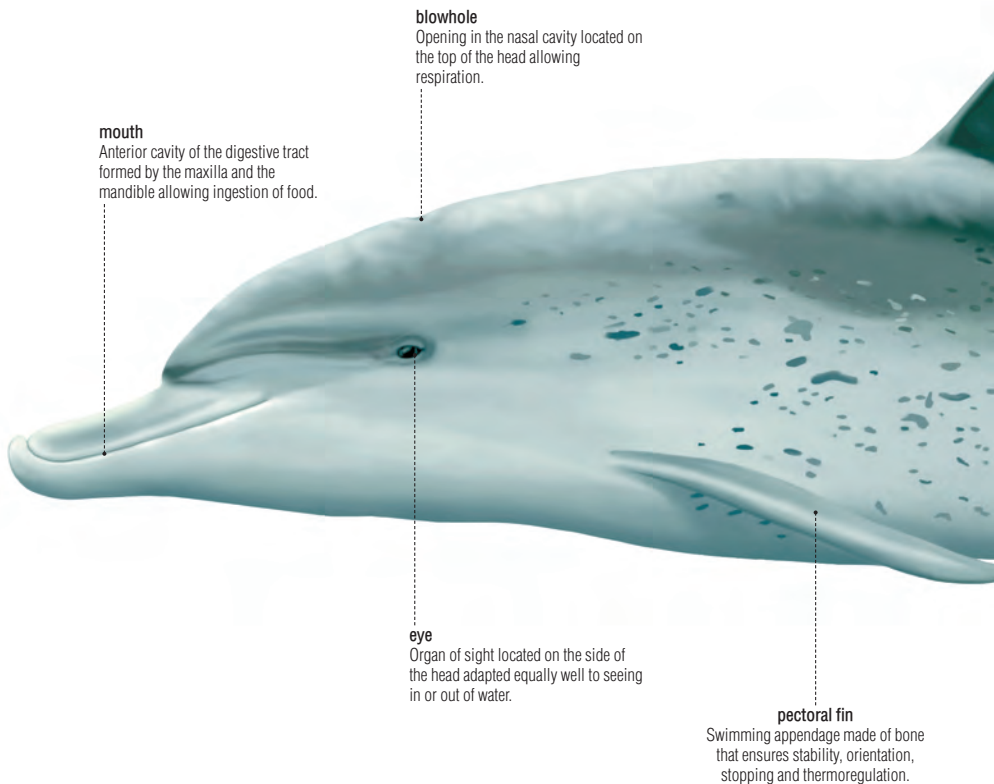
**beluga whale**


Marine mammal of the polar and subarctic regions emitting various whistles to communicate, hence its nickname "sea canary".

# dolphin

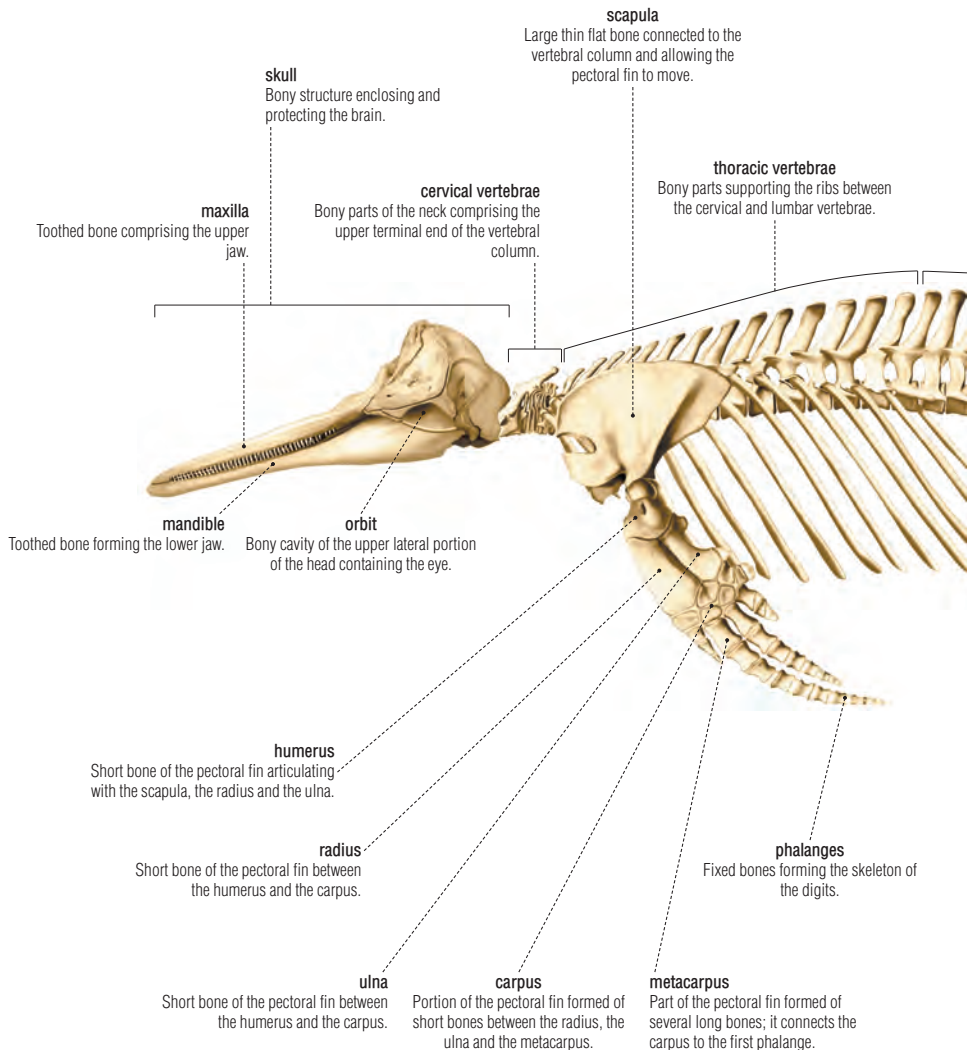
Marine mammal without hind limbs; it uses echoes of the sounds it emits (sonar) to orient itself and detect its prey.

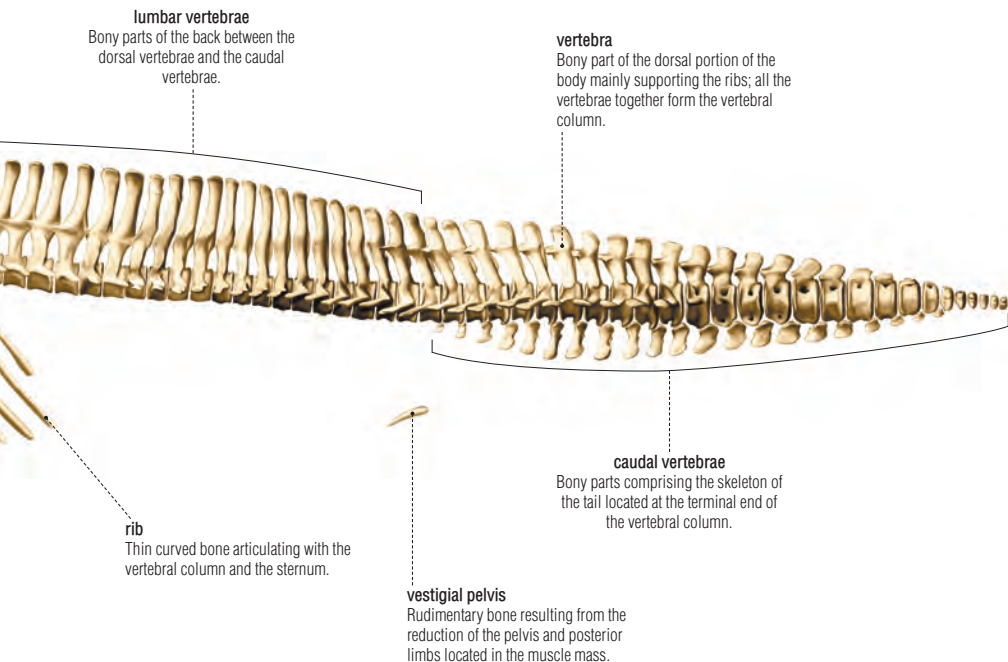
## morphology of a dolphin





## skeleton of a dolphin






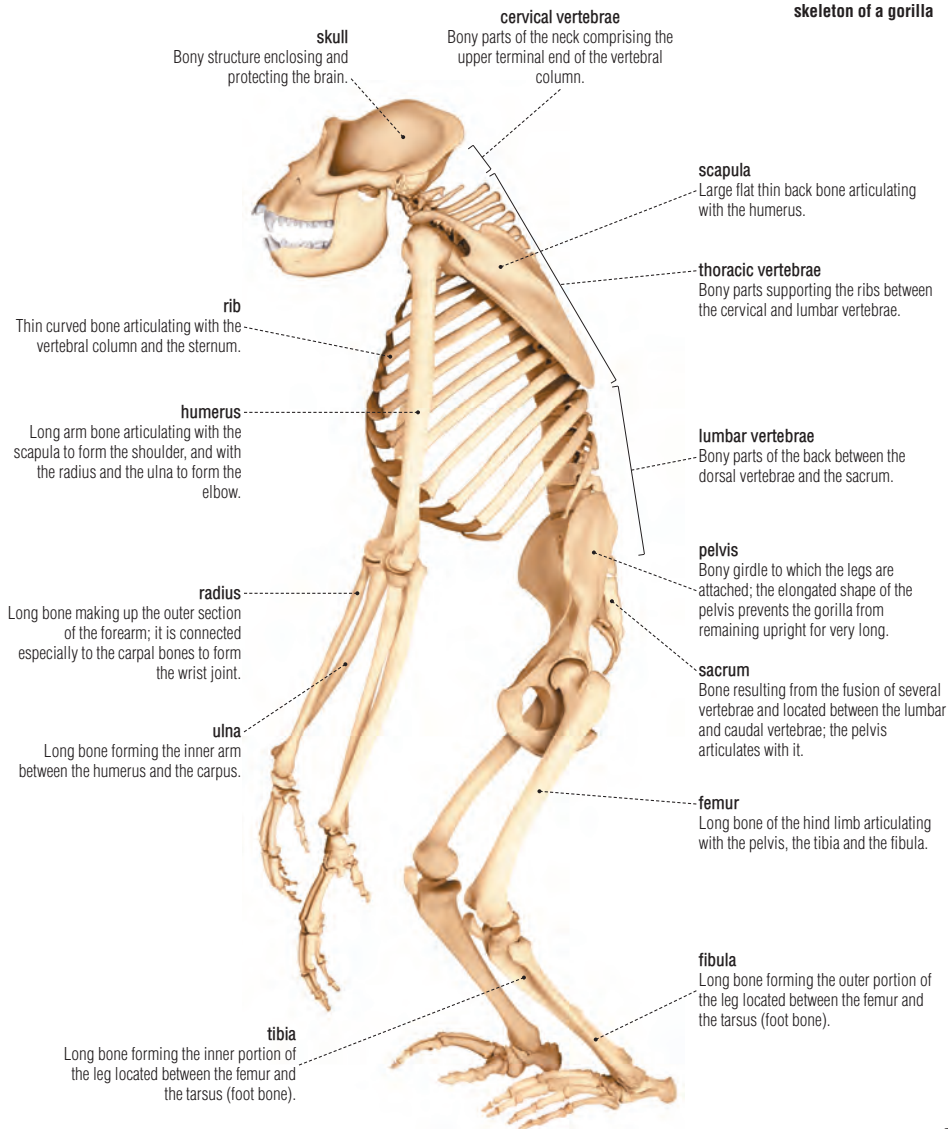
## gorilla

Mainly terrestrial vegetarian primate of the equatorial forests of Africa; the largest of the primates, it can reach 7 feet in height.

## morphology of a gorilla



## skeleton of a gorilla





## examples of primates

Many species are protected, especially because of deforestation (destruction of their habitat) and hunting.

**tamarin**

Small hopping primate of South America with elongated claws instead of nails that allow it to move about and to feed.

**baboon**

Mainly terrestrial African primate with colored ischial callosities and large cheek pouches in which it stores food.

**orangutan**

Primate found in Sumatra and Borneo with long powerful arms; it moves slowly and carefully between the trees in which it lives.

**macaque**

Common primate of Asia with a nonprehensile tail living on the ground and in trees; it is often used for laboratory experiments.



**marmoset**

Small South American primate with strong claws instead of nails that it uses to cling to the trees it lives in.

**lemur**

Tree-dwelling agile primate of Madagascar with a long tail; it is mainly nocturnal and feeds on insects and fruit.

**gibbon**

Tailless tree-dwelling primate of Asia; it swings from branch to branch with agility, using its hands as hooks.

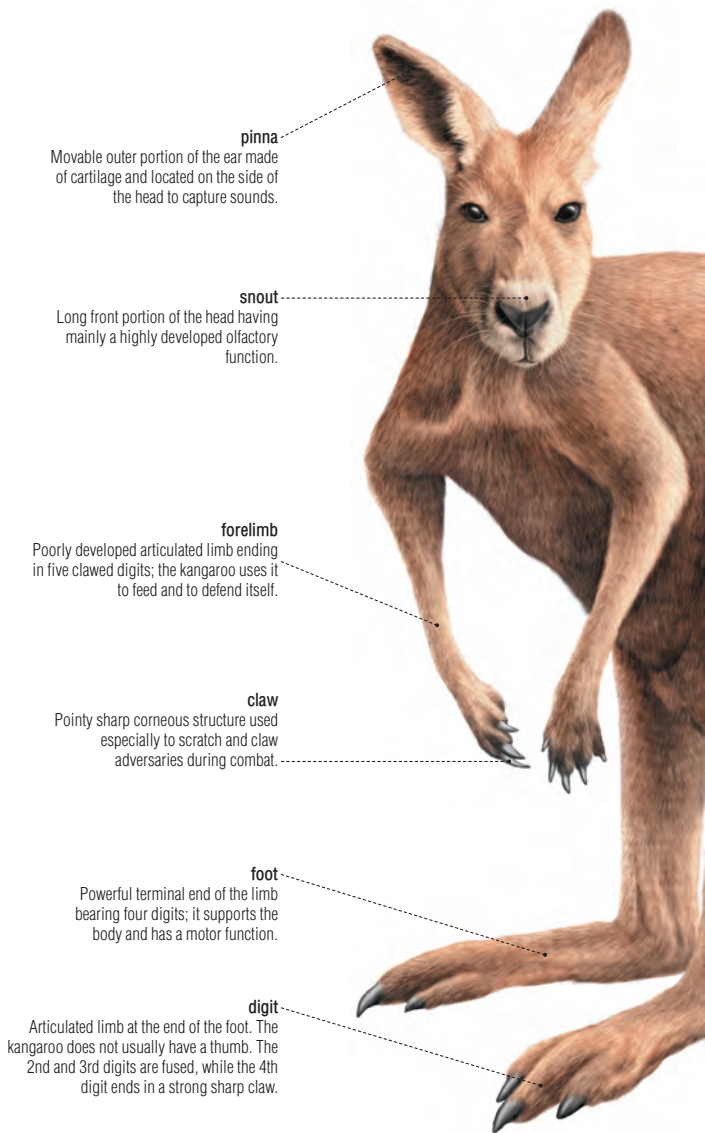
**chimpanzee**

Primate of equatorial Africa whose genetic makeup is very close to that of humans; it is used mainly in medical research.

# kangaroo

Herbivorous marsupial with a highly developed tail; it lives in groups in Australia and Tasmania and moves rapidly by leaping.

## morphology of a kangaroo

**pinna**

Movable outer portion of the ear made of cartilage and located on the side of the head to capture sounds.

**snout**

Long front portion of the head having mainly a highly developed olfactory function.

**forelimb**

Poorly developed articulated limb ending in five clawed digits; the kangaroo uses it to feed and to defend itself.

**claw**

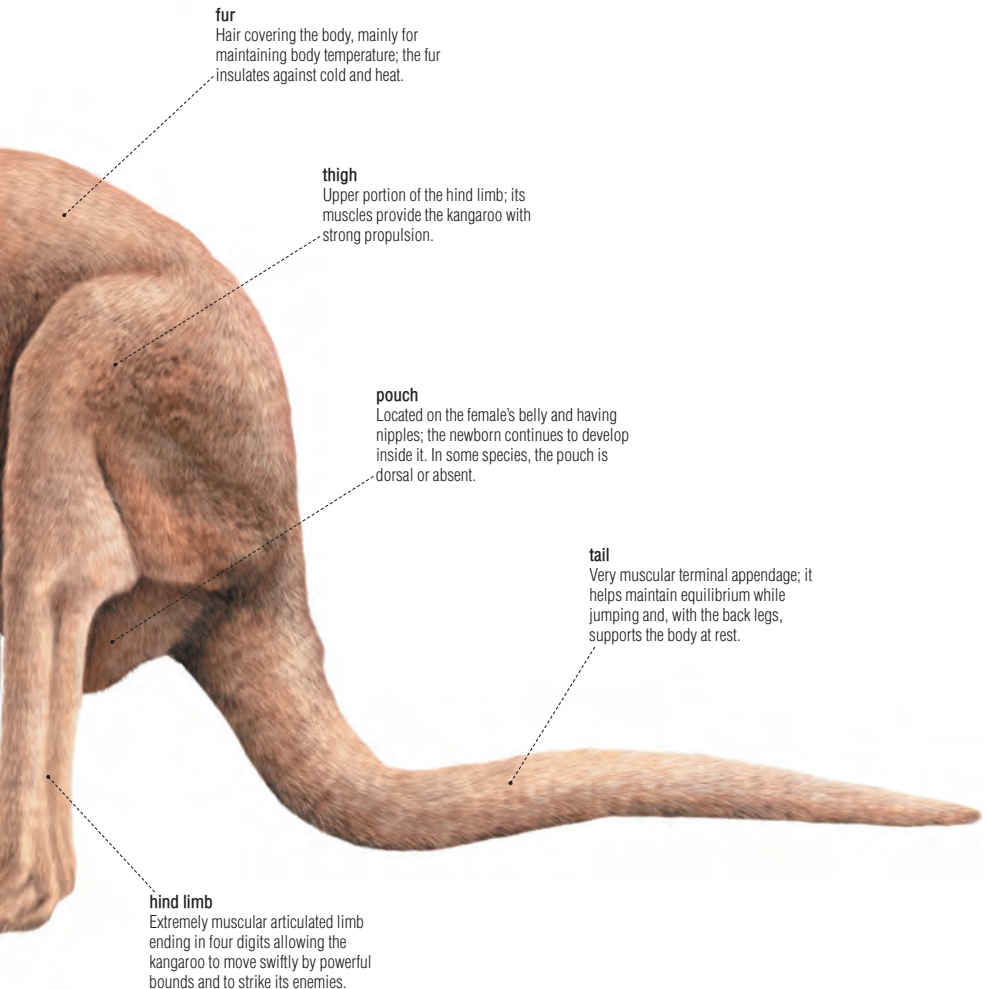
Pointy sharp corneous structure used especially to scratch and claw adversaries during combat.

**foot**

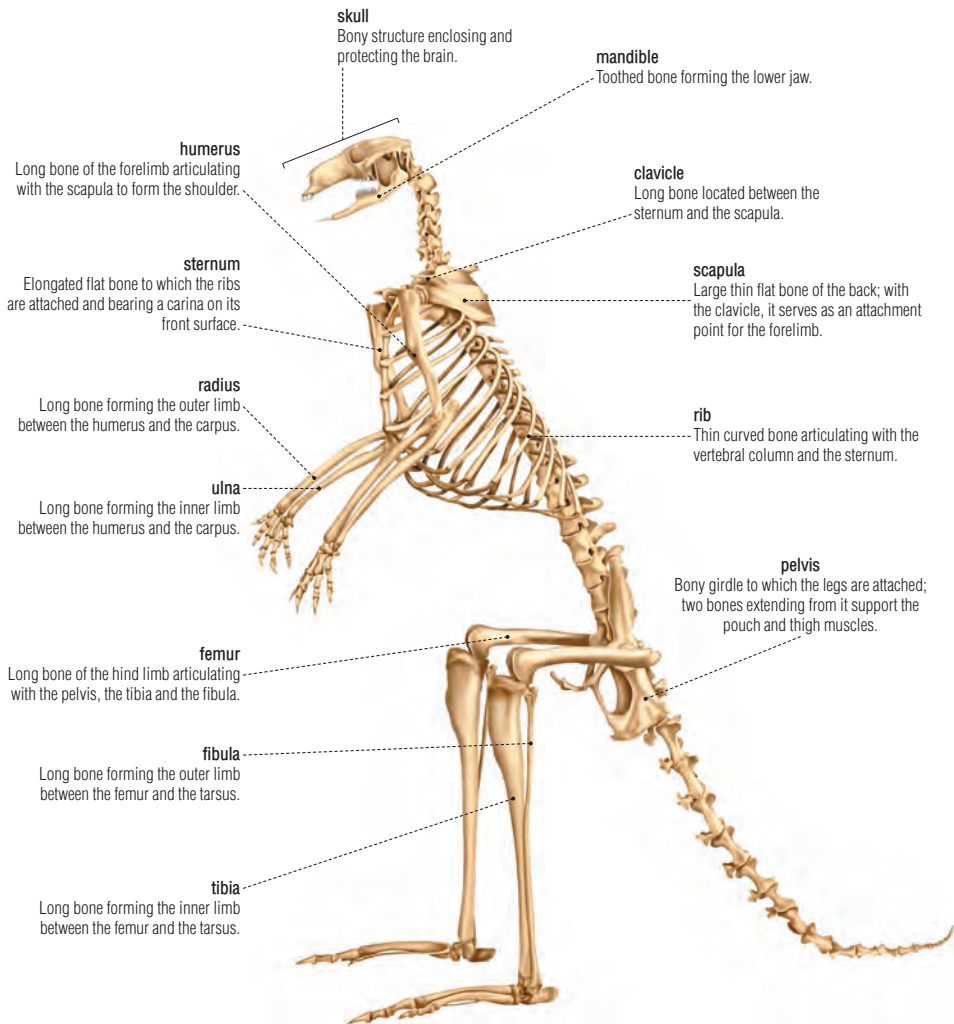
Powerful terminal end of the limb bearing four digits; it supports the body and has a motor function.

**digit**

Articulated limb at the end of the foot. The kangaroo does not usually have a thumb. The 2nd and 3rd digits are fused, while the 4th digit ends in a strong sharp claw.



## skeleton of a kangaroo



The 260 or so species live on land or in trees in Oceania and the Americas.

**Tasmanian devil**

Carnivorous scavenging nocturnal marsupial with powerful jaws that allow it to devour its prey whole (flesh, bones, fur, feathers).

**opossum**

Omnivorous nocturnal marsupial of the Americas and Australia without a pouch; its fur is highly prized.

**wallaby**

Marsupial closely related to the kangaroo and living in Australia, Tasmania and New Guinea; certain species are prized for their fur.

**koala**

Tailless nocturnal marsupial of Australia; this solitary tree-dweller lives in eucalyptus forests and feeds on the tree's leaves.

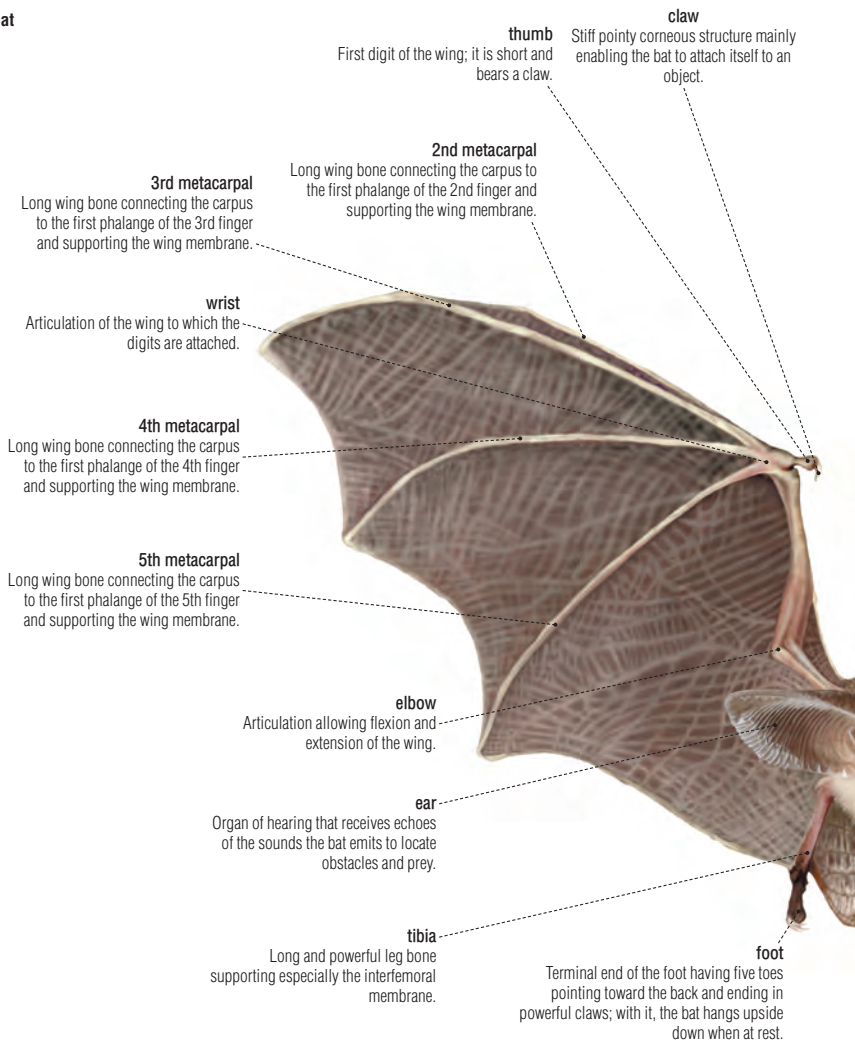





## bat

Usually insectivorous nocturnal flying mammal using echoes of the sounds it produces (echolocation) to orient itself and to find its prey.

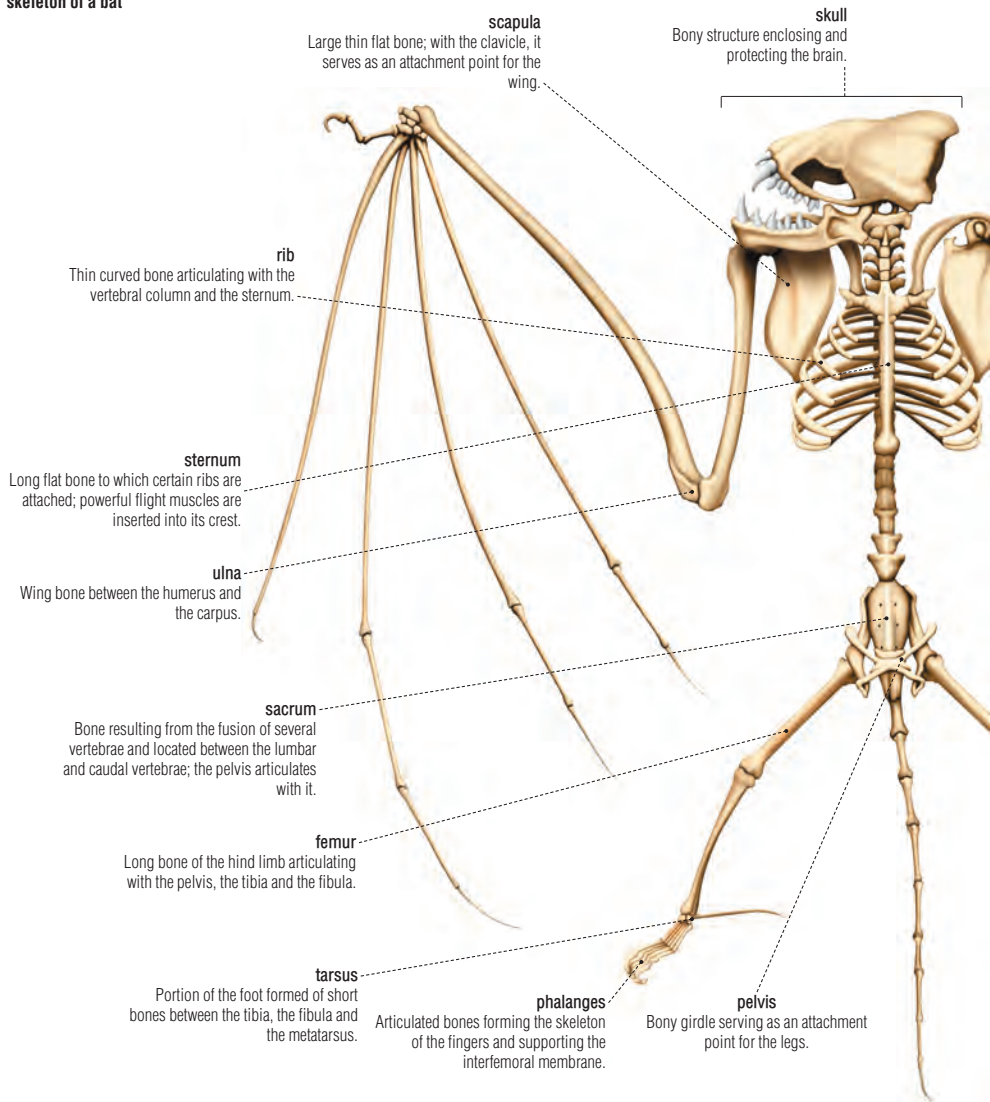
## morphology of a bat

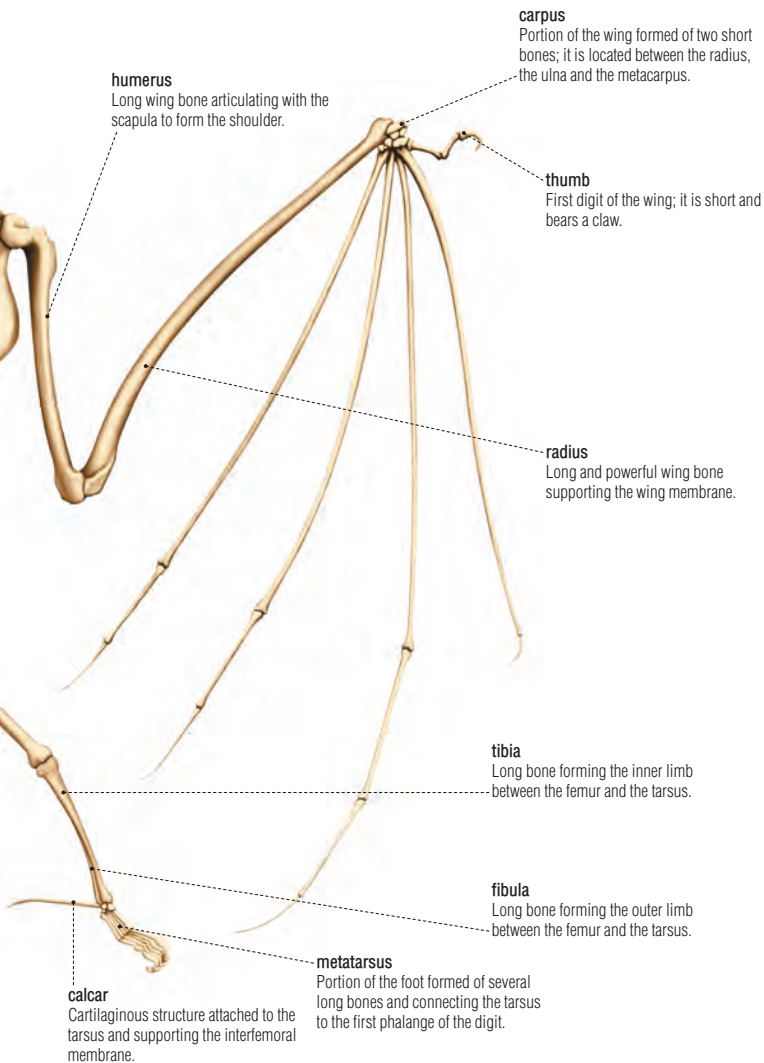






**skeleton of a bat**





## examples of bats

Very widespread, some 900 species of bats live mainly in colonies, in trees or in caves.

**vampire bat**

Tailless flying mammal of Central and South America; it feeds off the blood of animals and birds.

**black flying fox**

One of the largest bats in the world, it lives in Australia, feeds on fruit and has a rudimentary tail; its wingspan can reach 5 feet.

**spear-nosed bat**

Omnivorous short-tailed flying mammal of Central and South America; it is one of the largest bats of the Americas (with a wingspan of almost 20 in).

## A

abdomen 19, 22, 24, 40, 56, 85  
 abdominal segment 23  
 Abyssinian 143  
 adhesive disk 73  
 afterfeather 87  
 air bladder 65  
 air space 89  
 albatross 100  
 albumen 89  
 albumin gland 46  
 alighting board 32  
 alligator 83  
 allosaurus 74  
 alula 88  
 American shorthair 143  
 amoeba 12  
 amphibians 66  
 amphibians, examples 73  
 ampulla 17  
 anal clasper 23  
 anal fin 61, 63  
 anatomy of a bird 92  
 anatomy of a bivalve shell 50  
 anatomy of a female butterfly 20  
 anatomy of a female spider 42  
 anatomy of a honeybee 30  
 anatomy of a horse 122  
 anatomy of a lobster 58  
 anatomy of a male frog 68  
 anatomy of a perch 64  
 anatomy of a snail 46  
 anatomy of a sponge 14  
 anatomy of a starfish 16  
 anatomy of a turtle 80  
 anatomy of a venomous snake 76  
 anatomy of an octopus 54  
 anchor point 41  
 animal cell 10  
 animal kingdom 8  
 ankylosaurus 74  
 ant 35  
 antelope 128  
 antenna 18, 22, 25, 28, 57  
 antennae cleaner 27  
 antennule 57  
 anterior adductor muscle 51  
 anterior end 49  
 anus 16, 21, 43, 46, 50, 55, 59, 65, 80  
 aperture 48  
 apex 44, 48

aquatic bird 95, 96  
 arachnids 18  
 arachnids, examples 39  
 archaegonatha 8  
 archaopteryx 9  
 arm 15, 156  
 ass 128  
 atlas 110, 125, 136  
 atlas moth 38  
 auricle 26  
 auriculars 86  
 axial rib 48  
 axis 110

## B

baboon 158  
 back 84, 120, 135  
 bacrian camel 131  
 badger 145  
 bar 118  
 barb 87  
 bat 164  
 bat, morphology 164  
 bats, examples 168  
 beak 54  
 beaver 113  
 beetle 35, 36  
 belly 120  
 belly scale 76  
 beluga whale 151  
 bill 85  
 bills, examples 96  
 bird 84  
 bird of prey 94, 96  
 bird, anatomy 92  
 bird, morphology 84  
 bird, skeleton 90  
 birds 84  
 birds, examples 97  
 bison 131  
 bivalve shell 49  
 bivalve shell, anatomy 50  
 bivalve shell, morphology 49  
 black bear 148  
 black flying fox 168  
 bladder 80  
 blastodisc 89  
 blood vessels 165  
 blowhole 152  
 boa 81  
 bony fish 62  
 book lung 43  
 bow-winged grasshopper 37  
 brachiosaurus 74  
 brain 31, 42, 54, 58, 64, 69  
 branch 119  
 breast 85

brood chamber 33  
 buccal cavity 92  
 buffalo 130  
 bulb 117, 118  
 bulldog 138  
 bullfinch 105  
 bumblebee 36  
 bush-cricket 37  
 butterfly 18  
 butterfly, anatomy 20  
 butterfly, hind leg 19  
 butterfly, morphology 18

## C

caiman 83  
 calamus 87  
 calcaneus 124  
 calcar 165, 167  
 calcareous sponge 14  
 calf 129  
 Cambrian 8  
 camel 131  
 cannon 120  
 canter 126  
 carapace 57, 79  
 Carboniferous 8  
 cardiac stomach 58  
 cardinal 105  
 caribou 130  
 carina 61  
 carnivorous mammals 133  
 carnivorous mammals, examples 144  
 carpal pad 133  
 carpus 91, 110, 125, 136, 154, 167  
 cartilaginous fish 60  
 castes 29  
 cat 140  
 cat breeds 143  
 cat's head 140  
 cat, morphology 141  
 caterpillar 23  
 caudal fin 61, 63, 153  
 caudal vertebrae 111, 137, 155  
 cecum 43, 55, 93, 122  
 cell 19, 33  
 cell membrane 11  
 central disk 15  
 centriole 10  
 cephalothorax 40, 56  
 cerebropneural ganglion 51  
 cervical vertebrae 110, 136, 154, 157  
 chalaza 89  
 chameleon 82  
 cheek 121, 134  
 cheetah 147  
 chest 121  
 chick 103  
 chimpanzee 159  
 chin 85  
 chipmunk 112  
 choanocyte 14  
 chow chow 138  
 chromatin 10  
 chrysalis 22  
 cicada 37  
 cilium 11, 13  
 clavicle 71, 91, 162  
 claw 19, 26, 57, 78, 85, 106, 109, 133, 142, 160, 164  
 claw, extended 142  
 claw, retracted 142  
 cloaca 43, 68, 80, 93  
 cobra 81  
 cockatoo 105  
 cockchafer 37  
 cockroach 36  
 collie 138  
 colon 21, 80, 122  
 columella 48  
 columella fold 48  
 common frog 73  
 common toad 73  
 compound eye 18, 25, 28  
 condor 102  
 contour feather 87  
 contractile vacuole 12, 13  
 copulatory bursa 21, 46  
 coracoid 71, 90  
 coral snake 82  
 coronet 117, 120  
 costal shield 79  
 cougar 146  
 cow 129  
 coxa 19, 27  
 coxal gland 42  
 crab spider 39  
 cremaster 22  
 Cretaceous 9  
 crocodile 83  
 crop 20, 30, 47, 55, 92  
 croup 120  
 crown 86  
 crustaceans 56  
 cyanobacteria 8  
 cytopharynx 13  
 cytoplasm 11, 13  
 cytotroch 13  
 cytostome 13

## D

dalmatian 139  
 dart sac 47  
 Devonian 8  
 dew pad 133  
 dewclaw 133  
 diastema 114, 115  
 digestive gland 51, 54, 59  
 digestive glands 43  
 digit 67, 109, 160  
 digital pad 133, 142  
 digits 90  
 dinosaurs 74  
 diplodocus 75  
 distal phalanx 124, 142  
 distal sesamoid 125  
 dog 133  
 dog breeds 138  
 dog's forepaw 133  
 dog, morphology 134  
 dog, skeleton 136  
 dolphin 151, 152  
 dolphin, morphology 152  
 dolphin, skeleton 154  
 dorsal abdominal artery 59  
 dorsal aorta 31  
 dorsal blood vessel 20  
 dorsal fin 153  
 dorsal mantle cavity 55  
 dorsal fin 153  
 dragonfly 38  
 dromedary camel 131  
 drone 29  
 duck 104  
 duodenum 93

## E

eagle 102  
 ear 141, 164  
 echinoderms 10, 15  
 ectoderm 14  
 egg 34, 89  
 eggs 65, 72  
 elastic ligament 142  
 elbow 134, 164  
 elephant 132  
 endoderm 14  
 endoplasmic reticulum 11  
 entrance 32  
 entrance slide 33  
 escutcheon 49  
 esophagus 16, 20, 31, 42, 47, 64, 69, 76, 80, 92, 123  
 European robin 97  
 evolution of life 8  
 examples of amphibians 73  
 examples of arachnids 39  
 examples of bats 168  
 examples of bills 96  
 examples of birds 97

examples of carnivorous mammals 144  
 examples of feet 94  
 examples of hoofs 127  
 examples of insectivorous mammals 108  
 examples of insects 35  
 examples of lagomorphs 116  
 examples of marine mammals 149  
 examples of marsupials 163  
 examples of primates 158  
 examples of reptiles 81  
 examples of rodents 112  
 examples of ungulate mammals 128  
 excretory pore 46  
 exit cone 32  
 extended claw 142  
 external gills 72  
 eye 40, 42, 45, 53, 57, 77, 78, 106, 141, 152  
 eye ring 86  
 eyeball 67  
 eyebrow stripe 86  
 eyelashes 140  
 eyelids 140  
 eyelid 78  
 eyespot 15  
 eyestalk 45

## F

face 156  
 falcorium sesamoid bone 107  
 falcon 102  
 fang 40, 42, 77  
 feet, examples 94  
 femur 19, 27, 70, 90, 111, 124, 137, 157, 162, 166  
 fenec 144  
 ferns 8  
 fetlock 120  
 fetlock joint 120  
 fibula 111, 124, 137, 157, 162, 167  
 field mouse 112  
 finch 97  
 first dorsal fin 61  
 fishes 60  
 flagellum 46  
 flamingo 101  
 flank 84  
 flea 35  
 flews 134  
 flowering plants 9  
 fly 35  
 flying mammal 164  
 food vacuole 12, 13  
 foot 44, 51, 156, 160, 164  
 forearm 134  
 forehead 86  
 foreleg 18, 25  
 foreleg, honeybee 27  
 forelimb 67, 72, 106, 160  
 forelock 121  
 forewing 19

forked tongue 77  
 forming food vacuole 13  
 four-toed hoof 127  
 fox 144  
 frame 32  
 frog 66, 118  
 frog, anatomy 68  
 frog, life cycle 72  
 frog, morphology 66  
 frog, skeleton 70  
 frontal bone 136  
 frontoparietal 71  
 fur 106, 109, 141, 156, 161  
 furcula 91  
 furniture beetle 35

## G

gaits, horse 126  
 gallbladder 69  
 garden spider 39  
 garter snake 81  
 gaskin 120  
 German shepherd 138  
 gibbon 159  
 gill 55  
 gill slits 60  
 gills 50, 64  
 giraffe 132  
 gizzard 93  
 glottis 77  
 goat 129  
 goldfinch 97  
 Golgi apparatus 11  
 gonad 17, 51, 55  
 gonopore 16, 47  
 goose 104  
 gorilla 156  
 gorilla, morphology 156  
 gorilla, skeleton 157  
 granivorous bird 96  
 grasshopper 37  
 Great Dane 139  
 great green bush-cricket 37  
 great horned owl 102  
 greater covert 88  
 green gland 58  
 greyhound 139  
 groundhog 113  
 growth line 45, 49  
 guinea fowl 102  
 guinea pig 112

## H

hamster 112  
 hand 156  
 hare 116  
 head 18, 23, 28, 45, 86, 165  
 head and wing 91  
 head, bat 165  
 head, bird 86  
 heart 20, 30, 43, 46, 50, 55, 59, 64, 69, 76, 92, 123  
 hedgehog 108  
 heel 117, 118, 119  
 hen 103

hermaphroditic duct 46  
 heron 100  
 hind leg 18  
 hind leg, butterfly 19  
 hind leg, honeybee 24, 26  
 hind limb 66, 72, 106, 161  
 hind toe 84, 94  
 hind wing 19  
 hippopotamus 132  
 hive 32  
 hive body 33  
 hock 120, 135  
 homo sapiens sapiens 9  
 honey cell 34  
 honeybee 24  
 honeybee, anatomy 30  
 honeybee, foreleg 27  
 honeybee, hind leg 24, 26  
 honeybee, middle leg 25, 26  
 honeybee, morphology 24  
 honeycomb 33  
 honeycomb section 34  
 hoof 117, 120  
 hoof, plantar surface 118  
 hoofs, types 127  
 hornet 36  
 horny beak 78  
 horse 117, 129  
 horse, anatomy 122  
 horse, gaits 126  
 horse, morphology 120  
 horse, skeleton 124  
 horsefly 36  
 horseshoe 117, 119  
 hub 41  
 humerus 71, 91, 107, 110, 125, 136, 154, 157, 162, 167  
 hummingbird 97  
 humpback whale 150  
 hyena 146

## I

iguana 82  
 ilium 70, 90, 111  
 incisor 114, 115  
 incurrent pore 14  
 inferior umbilicus 87  
 ink sac 54  
 inner edge 119  
 inner lip 48  
 inner toe 85  
 insectivorous bird 96  
 insectivorous mammals 106  
 insectivorous mammals, examples 108  
 insects 18  
 insects, examples 35  
 interfemoral membrane 165  
 intestine 16, 20, 43, 46, 50, 59, 65, 76  
 ischium 70, 90, 111

## J

jaguar 147  
 jaw, rabbit 115  
 jaw, rat 114  
 jaw, rodent's 114  
 Jay 99  
 jerboa 112  
 Jurassic 9

## K

kangaroo 160, 163  
 kangaroo, morphology 160  
 kangaroo, skeleton 162  
 keel 90  
 kidney 46, 50, 55, 65, 68, 76, 93, 122  
 killer whale 149  
 kingfisher 97  
 knee 121, 135  
 koala 163

## L

labial palp 18, 28, 51  
 ladybird beetle 36  
 lagomorph's jaw 114  
 lagomorph's jaw: rabbit 115  
 lagomorphs 109  
 lagomorphs, examples 116  
 lapwing 99  
 large intestine 68  
 larva 34  
 lateral groove 118  
 lateral line 63  
 leg 79, 156  
 lemur 159  
 leopard 147  
 lesser covert 88  
 life cycle of the frog 72  
 life, evolution 8  
 ligament 49, 50  
 lion 146  
 lip 121, 140  
 liver 64, 69, 76, 80, 92, 122  
 lizard 82  
 llama 130  
 lobate toe 95  
 lobe 95  
 lobster 56  
 lobster, anatomy 58  
 lobster, morphology 56  
 loin 120  
 lore 86  
 louse 35  
 lower eyelid 67, 140  
 lower mandible 86  
 lumbar vertebrae 111, 137, 155, 157  
 lung 47, 69, 76, 92, 123  
 lunule 49  
 lynx 146  
 lysosome 11

## M

macaque 158  
 macaw 105  
 macronucleus 13  
 madreporite 15  
 magpie 98  
 Maine coon 143  
 malar region 86  
 Malpighian tubule 30  
 Malpighian tubules 21  
 mandible 23, 28, 62, 71, 91, 110, 115, 125, 136, 154, 162  
 mane 121  
 mantid 37  
 mantle 50, 53  
 mantle muscles 55  
 Manx 143  
 marginal shield 79  
 marine mammals 149  
 marine mammals, examples 149  
 marmoset 159  
 marsupial mammals 160  
 marsupials, examples 163  
 marten 145  
 maxilla 28, 62, 71, 91, 110, 115, 136, 154  
 median groove 118  
 megazostrodon 9  
 mesohyl 14  
 mesothorax 22  
 metacarpal, 2nd 164  
 metacarpal, 3rd 164  
 metacarpal, 4th 164  
 metacarpal, 5th 164  
 metacarpus 71, 91, 110, 125, 136, 142, 154  
 metatarsus 27, 70, 111, 124, 137, 167  
 metathorax 22  
 microfilament 11  
 micronucleus 13  
 microtubule 10  
 middle covert 88  
 middle leg 18  
 middle leg, honeybee 25, 26  
 middle phalanx 124, 142  
 middle primary covert 88  
 middle toe 85  
 midgut 30  
 mink 144  
 mitochondrion 10  
 molar 114, 115  
 mole 106, 108  
 mole, morphology 106  
 mole, skeleton 107  
 mollusks 44  
 monarch butterfly 38  
 mongoose 144  
 monitor lizard 82  
 moose 131  
 morphology of a bat 164

morphology of a bird 84  
 morphology of a bivalve shell 49  
 morphology of a butterfly 18  
 morphology of a cat 141  
 morphology of a dog 134  
 morphology of a dolphin 152  
 morphology of a frog 66  
 morphology of a gorilla 156  
 morphology of a honeybee: worker 24  
 morphology of a horse 120  
 morphology of a kangaroo 160  
 morphology of a lobster 56  
 morphology of a mole 106  
 morphology of a perch 62  
 morphology of a rat 109  
 morphology of a shark 60  
 morphology of a snail 44  
 morphology of a spider 40  
 morphology of a starfish 15  
 morphology of a turtle 78  
 morphology of a univalve shell 48  
 morphology of a venomous snake: head 77  
 morphology of an octopus 52  
 mosquito 35  
 moth 38  
 mouflon 128  
 mouth 16, 45, 47, 51, 58, 67, 152  
 mouthparts 25  
 mule 128  
 muscle segment 65  
 muzzle 134, 140

## N

nail 119  
 nail hole 119  
 nape 85  
 narwhal 151  
 neck 78, 121  
 nerve cord 31  
 neural spine 65  
 newt 73  
 nictitating membrane 140  
 nightingale 99  
 Northern leopard frog 73  
 northern right whale 149  
 northern saw-whet owl 99  
 nose 109, 121  
 nose leaf 165  
 nose leather 140  
 nostril 60, 62, 67, 77, 86, 121  
 nuclear envelope 10  
 nuclear whorl 48  
 nucleolus 10  
 nucleus 10, 12

## O

occipital bone 136  
 octopus 52  
 octopus, anatomy 54  
 octopus, morphology 52  
 okapi 130  
 olfactory bulb 64  
 olfactory nerve 64  
 one-toed hoof 127  
 opening of copulatory bursa 21  
 operculum 62, 72  
 opossum 163  
 opposable thumb 156  
 orangutan 158  
 orbit 91, 136, 154  
 Ordovician 8  
 oriental cockroach 36  
 origin and evolution of species 8  
 osculum 14  
 ostrich 101  
 otolith 64  
 outer edge 119  
 outer lip 48  
 outer toe 85  
 ovary 21, 43  
 oviduct 21, 43, 80  
 ovotestis 46  
 owl 99, 102  
 ox 129  
 oystercatcher 98

## P

pace 126  
 palatine 115  
 palm 106  
 palmar pad 133  
 pancreas 69, 93  
 paramecium 13  
 parietal bone 136  
 partridge 105  
 pastern 120  
 patella 124, 137  
 peacock 100  
 peccary 128  
 pecten 26  
 pectoral fin 60, 62, 152  
 pedal gland 47  
 pedipalp 40  
 pelican 101  
 pelvic fin 61, 62  
 pelvis 107, 124, 157, 162, 166  
 penguin 101  
 penis 47  
 peppered moth 38  
 perch, anatomy 64  
 perch, morphology 62  
 perching bird 94  
 peristome 13  
 Permian 9

peroxisome 10  
 Persian 143  
 phalanges 70, 71, 91, 110, 137, 154, 166  
 pharynx 31  
 pheasant 104  
 pig 128  
 pigeon 104  
 pika 116  
 pinacocyte 14  
 pinna 109, 160  
 pit 77  
 plantar pad 142  
 plantar surface of the hoof 118  
 plasma membrane 12, 13  
 plastron 79  
 poison gland 42, 54  
 polar bear 148  
 pollen basket 24  
 pollen brush 26  
 pollen cell 34  
 pollen packer 26  
 poodle 138  
 porcupine 113  
 porpoise 151  
 posterior adductor muscle 50  
 posterior end 49  
 pouch 161  
 Precambrian 8  
 prehensile digit 156  
 premaxilla 62, 115  
 premolar 114, 115  
 primaries 88  
 primary covert 88  
 primate mammals 156  
 primates, examples 158  
 proboscis 18  
 proconsul 9  
 proleg 23  
 prothorax 22  
 proventriculus 92  
 proximal phalanx 124, 142  
 proximal sesamoid 125  
 pseudopod 12  
 pubis 90, 111  
 pupa 34  
 pupil 140  
 pygal shield 79  
 pygostyle 90  
 pyloric cecum 17  
 pyloric stomach 59  
 python 82

## Q

quail 104  
 quarter 117, 118, 119  
 Quaternary 9  
 queen 29  
 queen cell 34  
 queen excluder 33

## R

rabbit 116  
 raccoon 145  
 rachis 87  
 radial canal 16  
 radial thread 41  
 radio-ulna 71  
 radius 91, 107, 110, 125, 136, 154, 157, 162, 165, 167  
 radula 47  
 rat 113  
 rat, morphology 109  
 rat, skeleton 110  
 rattle 76  
 rattlesnake 81  
 raven 98  
 rectal cecum 16  
 rectum 21, 30, 80, 93, 122  
 red-kneed tarantula 39  
 reptiles 74  
 reptiles, examples 81  
 retracted claw 142  
 rhinoceros 132  
 rib 90, 107, 110, 124, 136, 155, 157, 162, 166  
 ribosome 11  
 ring canal 17  
 river otter 145  
 robin 97  
 rodent 109  
 rodent's jaw 114  
 rodents 109  
 rodents, examples 112  
 roof 32, 33  
 rooster 103  
 rump 84

## S

sacral vertebra 70  
 sacral vertebrae 111, 137  
 sacrum 157, 166  
 Saint Bernard 139  
 salamander 73  
 salivary duct 31  
 salivary gland 20, 31, 47  
 scale 63, 77, 78, 94  
 scapula 71, 90, 107, 110, 125, 154, 157, 162, 166  
 scapular 88  
 schnauzer 138  
 scorpion 39  
 sea lion 150  
 sea urchin 17  
 seal 150  
 sealed cell 34  
 second dorsal fin 61  
 secondaries 88  
 seminal receptacle 21, 43  
 sexton beetle 36  
 shark, morphology 60  
 sheep 128  
 shell 45, 50, 55, 89  
 shell membrane 89  
 shield bug 36  
 shoulder 121, 134  
 shrew 108  
 Siamese 143  
 side wall 117, 118, 119  
 silk glands 43  
 Silurian 8  
 simple eye 23, 28  
 simple organisms 10  
 siphon 53  
 siphonal canal 48  
 skeleton of a bat 166  
 skeleton of a bird 90  
 skeleton of a dog 136  
 skeleton of a dolphin 154  
 skeleton of a frog 70  
 skeleton of a gorilla 157  
 skeleton of a kangaroo 162  
 skeleton of a mole 107  
 skeleton of a rat 110  
 skeleton, horse 124  
 skull 54, 64, 91, 125, 154, 157, 162, 166  
 skunk 145  
 small intestine 68, 80, 93, 122  
 snail 44  
 snail, anatomy 46  
 snail, morphology 44  
 snake 76  
 snout 60, 67, 106, 160  
 soft ray 63  
 sole 118  
 sparrow 97  
 spear-nosed bat 168  
 species, origin and evolution 8  
 sperm whale 149  
 spermatheca 46  
 spermioid 47  
 spider 40  
 spider web 41  
 spider, anatomy 42  
 spider, morphology 40  
 spinal cord 65, 69  
 spine 15, 107  
 spinneret 40, 43  
 spinosaurus 75  
 spiny ray 63  
 spiracle 19, 22  
 spiral rib 48  
 spiral thread 41  
 spleen 64, 68, 80, 122  
 spur 26  
 squirrel 113  
 starfish, anatomy 16  
 starfish, morphology 15  
 starling 98  
 stegosaurus 75  
 sternal artery 59  
 sternum 70, 90, 107, 136, 162, 166  
 stifle 120  
 sting 24



stomach 16, 42, 46, 51, 55,  
64, 69, 76, 80, 122  
stone marten 144  
stop 134  
stork 101  
sucker 52  
super 32  
superior umbilicus 87  
support thread 41  
suture 48  
swallow 97  
swift 98  
synsacrum 90

---

**T**

tadpole 72  
tail 56, 76, 79, 106, 109,  
120, 135, 141, 153, 161,  
165  
tail feather 84  
talon 94  
tamarin 158  
tarantula 39  
tarsometatarsus 90  
tarsus 19, 26, 70, 84, 111,  
124, 137, 166  
Tasmanian devil 163  
telson 56  
tendon 142  
tentacle 45, 52  
termite 35  
tern 99  
terrestrial 88

Tertiary 9  
testis 59, 68  
thigh 84, 120, 135, 161  
thoracic legs 56  
thoracic vertebrae 110, 136,  
154, 157  
thorax 18, 23, 25  
three-toed hoof 127  
throat 85  
thumb 164, 167  
tibia 19, 27, 111, 124, 137,  
157, 162, 164, 167  
tibiofibula 70  
tibiotarsus 90  
tick 39  
tiger 147  
toad 73  
toe 94, 117, 118, 119, 133,  
135  
toe clip 117  
tongue 28, 64, 69  
tooth 60, 77  
toucan 100  
trachea 92, 123  
tree frog 73  
Triassic 9  
triceratops 74  
trochanter 19, 27  
trot 126  
trunk 66  
tsetse fly 35  
tube foot 15  
turkey 103

turtle 78  
turtle, anatomy 80  
turtle, morphology 78  
two-toed hoof 127  
tympanum 67  
tyrannosaurus 75

---

**U**

ulna 91, 107, 110, 125, 136,  
154, 157, 162, 166  
umbo 49, 51  
under tail covert 84  
ungulate mammals 117  
ungulate mammals, examples  
of 128  
unicellulars 12  
univalve shell 48  
univalve shell, morphology 48  
upper eyelid 67, 140  
upper lip 28  
upper mandible 86  
upper tail covert 84  
ureter 46, 93  
urinary bladder 65, 68  
urogenital aperture 65  
uropod 56  
urostyle 70

---

**V**

vacuole 11  
vagina 43, 47  
valve 49  
vampire bat 168

vane 87  
velum 27  
venom gland 77  
venom sac 30  
venomous snake, anatomy 76  
venomous snake, morphology  
77  
ventral abdominal artery 59  
ventral aorta 64  
ventral nerve cord 59  
vertebra 155  
vertebrae 71  
vertebral column 65  
vertebral shield 78  
vestigial pelvis 155  
vibrissa 109  
vipera 81  
visceral ganglion 50  
vitelline membrane 89  
vulture 102

---

**W**

wading bird 96  
walk 126  
walking leg 23, 40  
wall 118  
wallaby 163  
walrus 150  
wapiti 130  
water bug 37  
water flow 14  
water spider 39  
water strider 38

weasel 144  
web 66, 95  
webbed foot 66  
webbed toe 95  
whale 149, 151  
whiskers 140  
white line 118  
white-tailed deer 130  
whorl 44, 48  
wild boar 128  
wing 22, 24, 84, 88  
wing covert 85  
wing membrane 165  
wing vein 19  
wing, bird 88  
wings 165  
wings, bat 165  
withers 121, 134  
wolf 148  
wood frog 73  
woodpecker 105  
worker 29  
wrist 134, 164

---

**Y**

yak 131  
yellowjacket 36  
yolk 89

---

**Z**

zebra 129



## ANIMAL KINGDOM

Adapted from the famous *Visual Dictionary*, an international bestseller with more than 8 million copies sold, this new series of thematic and ultracompact books provides readers with a multitude of words and concepts that are encountered in everyday life.

All the subjects are explained with highly realistic illustrations, accompanied by terminology and concise definitions produced by an experienced group of professionals.

*The Visual Dictionary of Animal Kingdom* takes the reader on a fascinating voyage into well and less known groups of animals: simple organisms, echinoderms, insects, arachnids, mollusks, crustaceans, fishes, amphibians, reptiles, birds, and mammals.

Convenient and affordable, this book is the perfect tool to appreciate the diversity of animal kingdom!

